



Preston Neighbourhood Plan

Questionnaire Results

March 2017

Becky Lewis: www.theinsightfountain.co.uk



Key Findings

1. Living in Preston

There is currently very high satisfaction with living in Preston. Residents love it for the green spaces and access to the countryside it offers. A community of walkers, many with dogs, the rural setting is an ideal. Preston is considered quiet, peaceful and tranquil. There is a good community spirit and neighbours are considered friendly, helpful and welcoming. There is a good local pub and easy access to more facilities and amenities in Hitchin as well as transport links to London.

The biggest concern for residents of Preston are problems connected with traffic, transport and travel. People are concerned about speeding, especially on certain roads, and heavy traffic at certain times of the day. For some, this is exasperated by a lack of pavements and street lighting in certain places (although others highlight these as positives about living in Preston). Indeed, the main worry for some young people about their safety in the village is the roads. Noise from Luton airport, a poor bus service and badly maintained roads are other bugbears amongst residents of all ages.

2. Amenities and Facilities

The Red Lion is at the heart of life in Preston, with most residents visiting it sometimes and half of residents visiting it at least monthly. Many people also visit the Village Hall, St. Martins Church, Preston Cricket Club and the schools.

Green spaces are enjoyed by many, especially the Village Green, but also the Recreation Ground and Church Meadow Playground. Walking is popular in Preston and footpaths are well used, with a fifth of residents using key footpaths in the community at least once a week. Over half the residents of Preston use a pathway to Wain Wood at least once a month. Seven in ten residents of Preston use pathways between the Village Green and Primary School and the Hitch Wood Trail at least once a year.

The community spirit in Preston is evident by the popularity of village events such as Village Day, which around four fifths of the community regularly attend. Open Gardens, the Harvest Auction and Christmas Carols also attract substantial numbers most years.

Walking, rambling and dog walking are very popular pastimes, with at least three quarters of residents doing one or more of them at least once a month. Residents also enjoy the countryside by jogging, cycling and horse riding. Swimming in the open-air pool at PHC and cricket are other notable activities to take part in. Even the young people like to be outside, meeting friends and walking.

Residents of Preston would like a shop! Although many acknowledge the impracticalities of a local store, it is certainly the addition to the village most desired. Following that there is a desire for more activities for young people, especially teenagers, and some demand for tennis courts or a football pitch / club.

3. Housing

Generally, people plan to continue living in Preston over the next 15 years. An ageing population is a key reason people might move out. This could be because they need a smaller property that isn't available in Preston, because they need to have better access to amenities or because of other age-related reasons. Indeed, when asked what size property people might need over the next 15 years, many said a house or a bungalow with 1 or 2 bedrooms or even retirement housing. Yet few said they are planning to downsize within Preston before 2031.

There are other reasons for moving away from Preston, some are put off staying if it becomes over developed, whereas, others point out they could not afford to move within the parish.

As far as development there is a preference for: smaller developments of less than 5 houses rather than one big development; two and three bedroom houses; houses to be similar in style to neighbouring properties but with some variation of styles; semi-detached and detached housing; with gardens. There appears to be support for low carbon houses and for other environmental concerns to be taken into consideration. Three fifths of residents asked that new houses be available for each of: families; local people; and first time buyers.

4. Environment and Heritage

Not surprisingly, it is very important for residents of Preston to protect the green spaces and views that they have and love. The rural setting is why they choose to live in Preston and walking in the countryside is a popular activity. 98% agree it is important to have 'green space' such as woodlands and fields between Preston and neighbouring villages and towns; and 95% agree it is important to minimise the impact of development on woodland, hedges, footpaths, bridleways, green lanes, ponds, streams, verges and geological features. Fly-tipping is a concern in the parish.

5. Transport and Communication

Transport is an emotive issue in Preston. Most people rely on the car to be able to get to work or school at least once a week. Households have two cars on average. Several households with two adults have three cars. With a poor bus service, cars are a lifeline to amenities and facilities outside of the parish as well as work, school and shops. New developments should have off road parking for at least two cars.

Many people are concerned about speeding in Preston and over half of residents would like the speed limit reduced to 20mph in at least some locations, notably Back Lane. A few young people in Preston say the roads going to and from school could be safer.

The improved internet service is appreciated and three quarters of residents now have high speed broadband. Improved mobile phone service is seen as more important than a fixed telephone line (especially by those taking part in the Young Residents survey), and many residents would like an improved mobile phone signal in Preston.

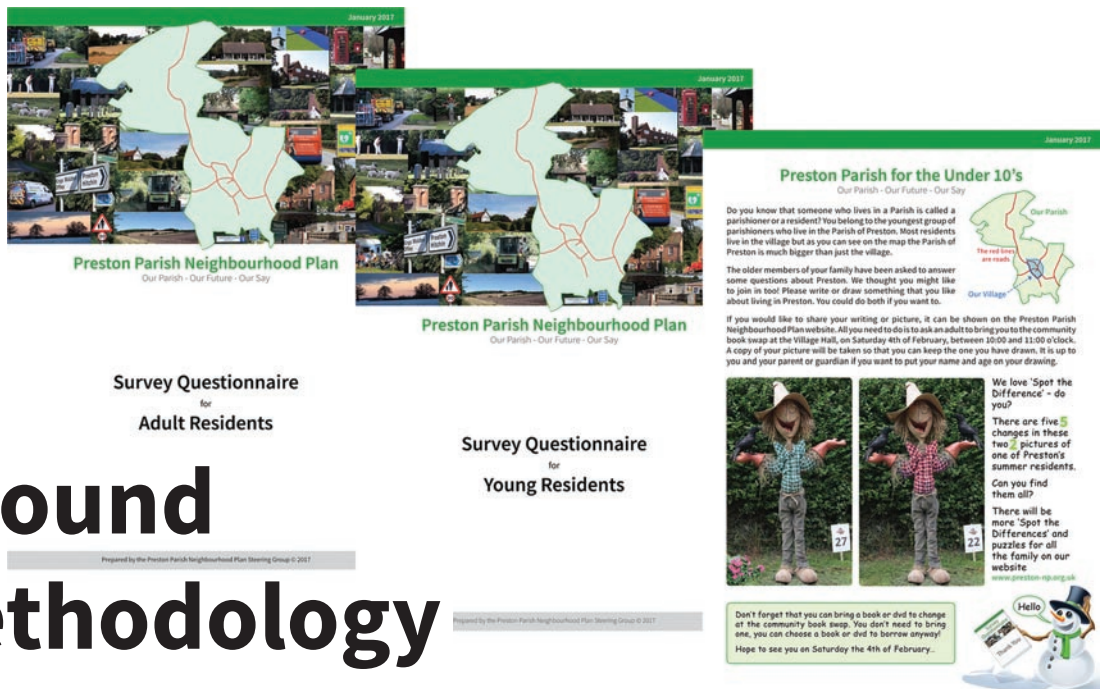
Demographics

A very high response rate was achieved so we can be confident that the people who completed this survey reflect and are representative of the people currently living in Preston. This gives a high degree of validity in the data, and confidence that the opinions collected in this survey reflect the opinions of people living in Preston in 2017.

The demographic data collected is in line with the census data collected in 2011 on many measures. In the Resident Survey, there are slightly less people aged 46-65 than in the census, and more aged 66+, which could represent an ageing population in Preston. Just over a quarter of households in Preston currently have children aged under 16 in them, with around one in ten households having a child at school or nursery in Preston.

Over half the houses currently in Preston are detached and owner occupied. Around a fifth to a quarter are rented. Houses typically have 3 bedrooms. On average households have 2 cars.

Background and Methodology



Methodology

Slide 8

Fieldwork

- 16th - 29th January 2017

Method

- A quantitative self completion questionnaire for each adult aged 16+ and each young person aged 10-15 in Preston.
- A NP Representative called at every address in Preston to establish the number of adults and young people living there. The appropriate number of questionnaires were then left.
- Completed questionnaires were placed in a envelope by the household resident(s) and collected by the NP Representative.
- Addresses where there was no reply were visited at least 10 times. Seven houses were deemed empty because of no answer, neighbours information and/or house on market.

- Even those who did not want to fill in a questionnaire, were encouraged to take one and return it blank via the envelope to ensure they had been given the opportunity to have their say.

Analysis

- Data from questionnaires were entered by an independent data entry company in London (Framework/We Work With Data commissioned by The Insight Fountain).
- Aggregated data tables supplied to The Insight Fountain which has conducted analysis.
- Tables include sub group analysis

Households

176 households in Preston

7 empty and 3 removed as out of scope

165 Households in study *plus Princess Helena College*

8 declined / unable to take part

7 no answer

150 Households took part plus PHC

91% Household response rate

Individuals - Adults

336 adults aged 16+ in Preston

302 took part

90% Individual adult response rate

Individuals - Young Residents (Youth)

28 Young people aged 10-15

24 took part

86% Individual youth response rate

Plus Princess Helena College approx 30 young residents aged 11-18 of whom 7 took part

This is an excellent response rate and exceeds most Neighbourhood Plans.

We can be confident that the data is robust and is based on a sample that is representative of the population of Preston in 2017 giving reliable and valid results.

Order and notes for this presentation

This presentation includes data from both the Adult Residents and Young Residents (youth) questionnaires. The section and chart order follow the order in the Adult Resident questionnaire.

Question wording and details of who answered each question (Base) are given next to each chart.

1. Living in Preston

The questions in the Adult Residents and Young Residents (youth) questionnaires are very similar and data has been combined where possible.

Three open questions were included in this section which have been coded on an extensive code frame that has been grouped into nets that reflect the key areas of interest for the Parish as listed in L1.

2. Amenities and facilities

Adult Residents and Young Residents questions differed and so have been reported separately.

3. Housing

These questions were just included in the Adult Residents questionnaire.

4. Environment and heritage

These questions were just included in the Adult Residents questionnaire.

5. Transport and communication

Young Residents and Adult Residents questions differed and so have been reported separately. This section includes the questions Young Residents were asked about safety.

6. About you

This section includes the adult and youth data. The Young Residents data is summarised on the last slide in the section.

7. Household

This section is based on household data, rather than individual data. Data was generally derived from one adult questionnaire for each household.

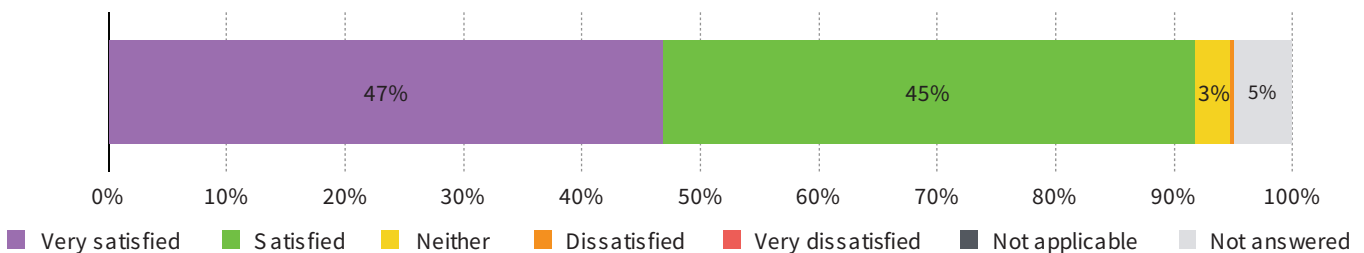
1. Living in Preston

Overall satisfaction with living in Preston (adult)

Slide 13

L1: How satisfied are you with each of these aspects of living in Preston? - Overall

Base: All 16+ (303)



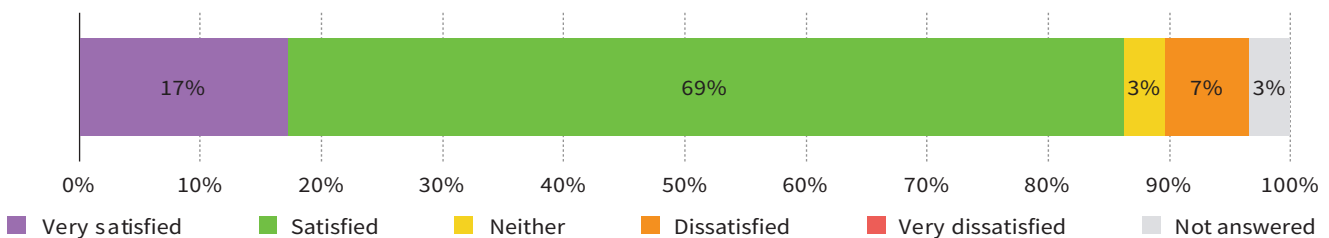
- 92% of adults living in Preston are satisfied ('very satisfied' or 'satisfied') overall with living in Preston.
- About half (47%) are 'very satisfied' with living in the Preston and a similar proportion (45%) 'satisfied'.
- Those with children in the household are notably more likely than those without to be 'very satisfied' overall with living in Preston (56% vs 43%). In fact, those with children are universally satisfied (net) to be living in Preston.
- Just 1 adult was dissatisfied (a female aged 16-35).

Overall satisfaction with living in Preston (youth)

Slide 14

L1: How satisfied are you with each of these aspects of living in Preston? - Overall

Base: All young people (29)



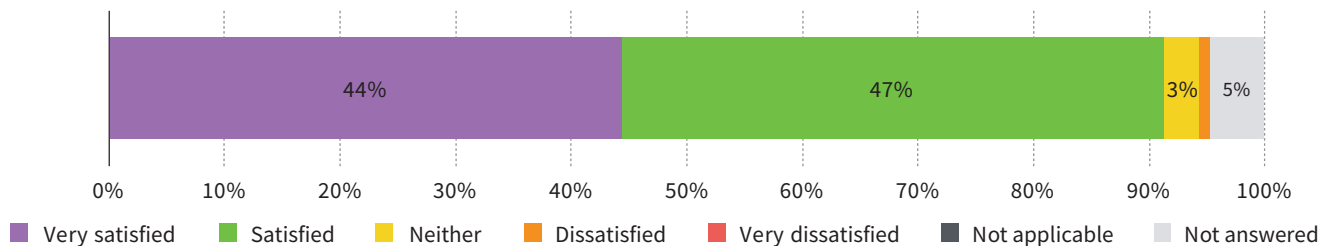
- 86% of young people living in Preston are satisfied ('very satisfied' or 'satisfied') overall with living in Preston.
- Less young people than adults are 'very satisfied' with living in the Preston, with the majority of young people simply being 'satisfied'.

Overall satisfaction with living in Preston (adult and youth)

Slide 15

L1: How satisfied are you with each of these aspects of living in Preston? - Overall

Base: All (332) ADULT & YOUTH COMBINED



- Amongst adults and young residents living in Preston, the vast majority are satisfied overall (91% net of 'very satisfied' and 'satisfied').
- 44% are 'very satisfied' and 47% are 'satisfied' overall with living in Preston.

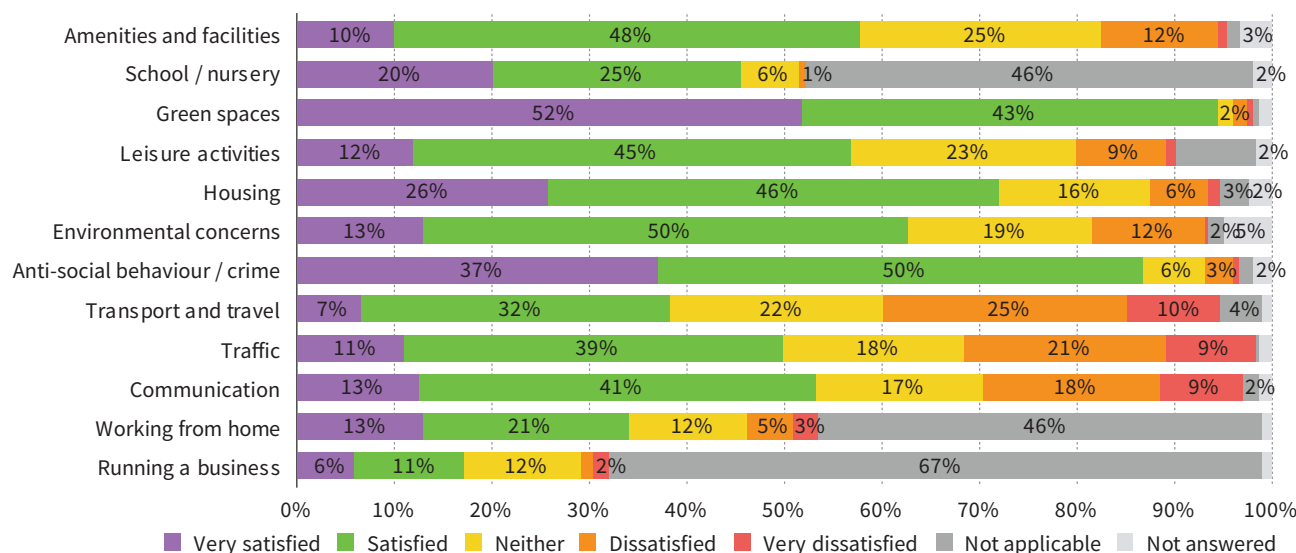
- 36-65 year olds are the most likely to be 'very satisfied' overall with living in Preston as 51% are, compared with 45% of the over 66 year olds, 38% of the 16-35 year olds and 17% of those completing the Young Resident survey (aged 10-17).

Satisfaction with aspects of living in Preston (all adult answers)

Slide 16

L1: How satisfied are you with each of these aspects of living in Preston?

Base: All 16+ (303)

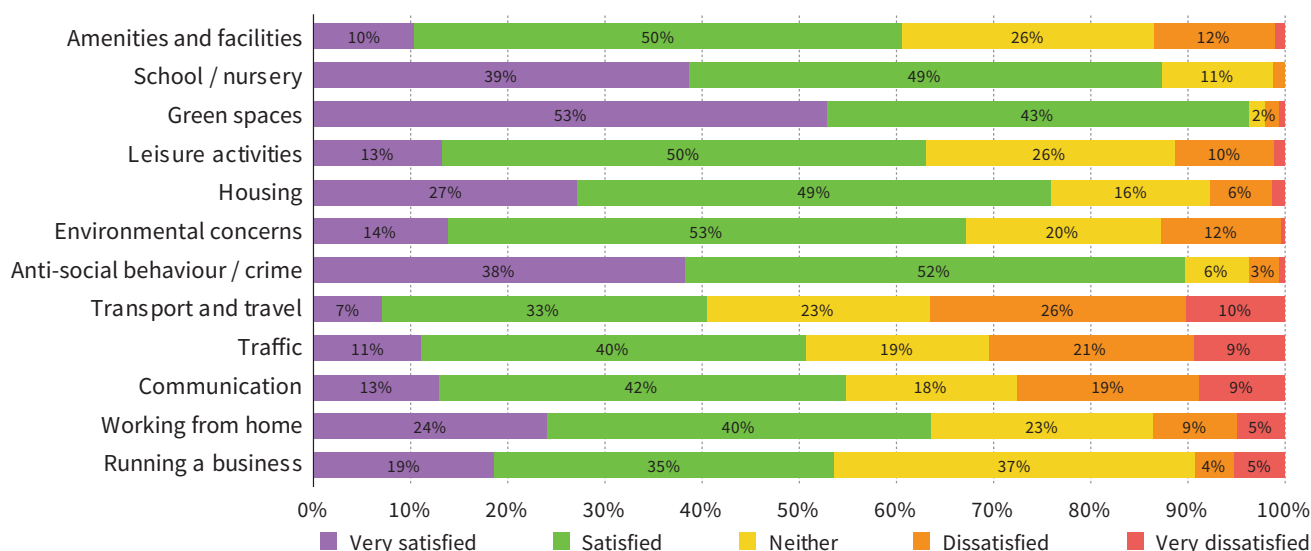


Satisfaction with aspects of living in Preston (adult if applicable)

Slide 17

L1: How satisfied are you with each of these aspects of living in Preston?

Each base excludes those saying not applicable or no answer - so varies

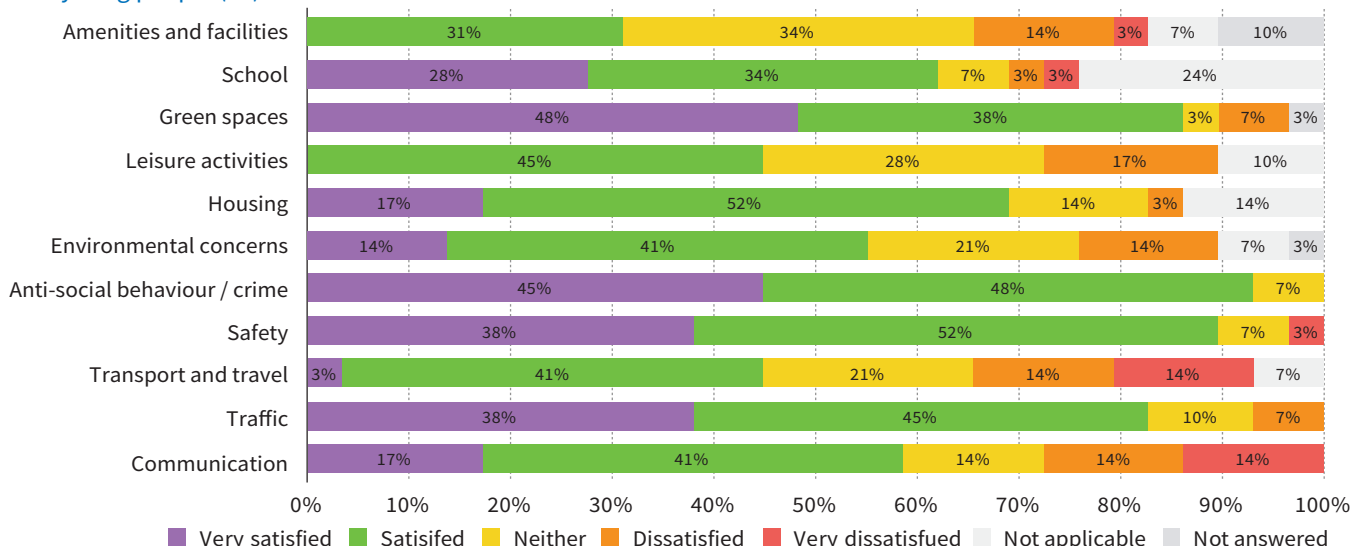


Satisfaction with aspects of living in Preston (youth)

Slide 18

L1: How satisfied are you with each of these aspects of living in Preston?

Base: All young people (29)

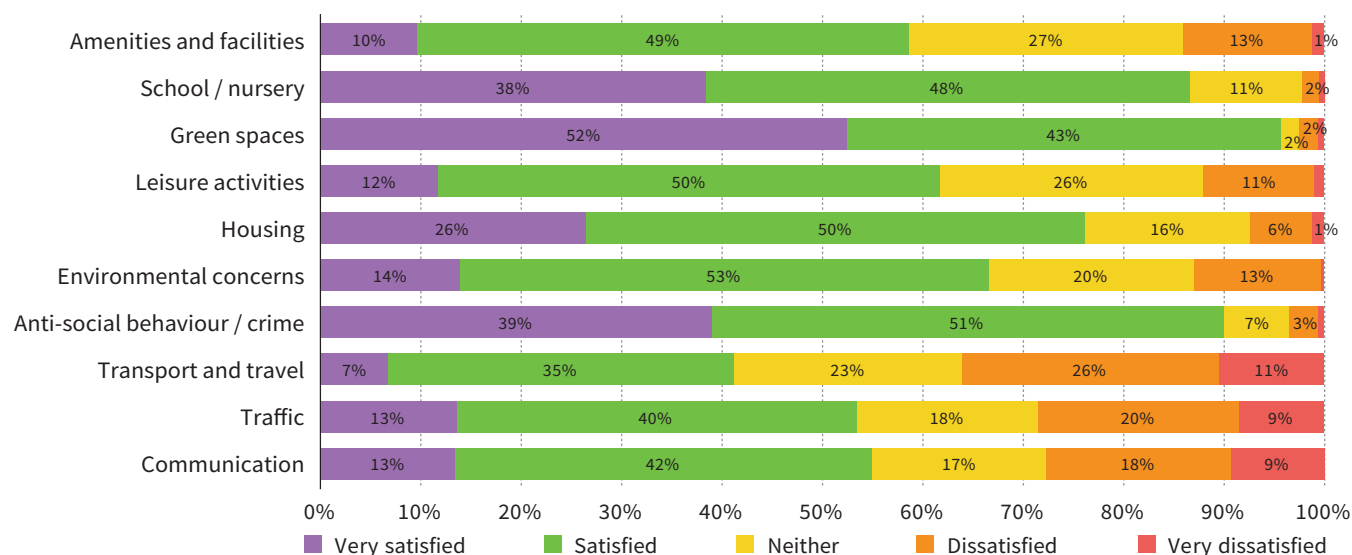


Satisfaction with aspects of living in Preston (adult and youth if applicable)

Slide 19

L1: How satisfied are you with each of these aspects of living in Preston?

Each base excludes those saying not applicable or no answer - so varies- ADULT & YOUTH combined



Under 10s' view of living in Preston

Slide 32

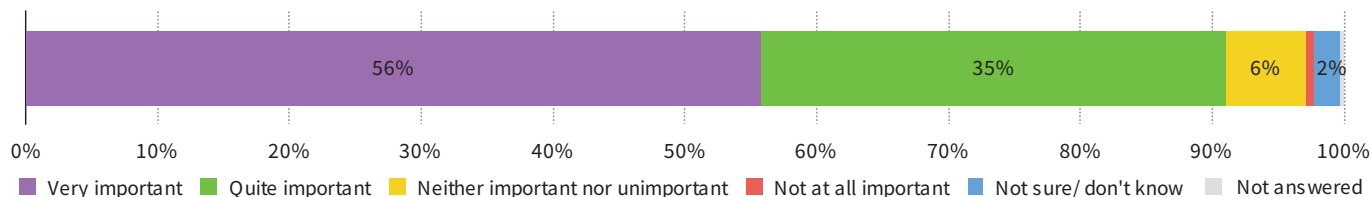


Importance of a Neighbourhood Plan for Preston (adult)

Slide 20

L2: How important do you think it is for Preston to have a Neighbourhood Plan from now until 2031?

Base: All 16+(303)



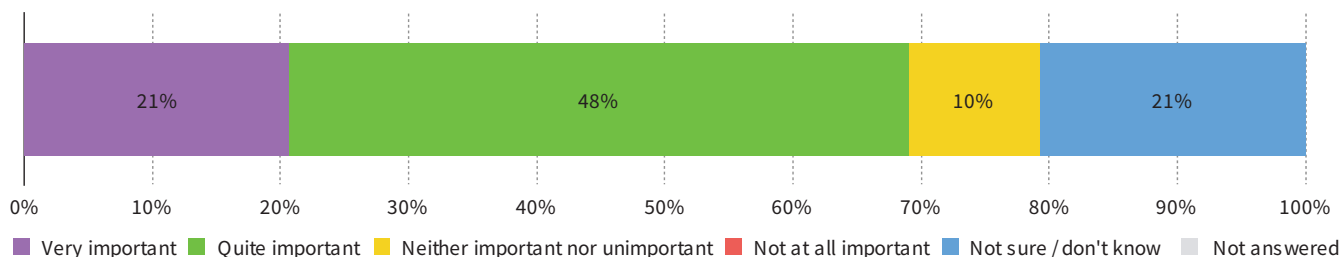
- 91% of adults say it is important ('very' or 'quite') for Preston to have a Neighbourhood Plan from now until 2031.
- Just over half (56%) say it is 'very important' to have a Neighbourhood Plan for Preston and a further third (35%) that it is 'quite important'.
- 6% say it is neither important nor unimportant and just 1% that it is not important at all.
- People in the older age groups are more likely to think it is important to have a Neighbourhood Plan — with 93% of those over 36 saying important (net) compared with 80% of those under 36.

Importance of a Neighbourhood Plan for Preston (youth)

Slide 21

L2: How important do you think it is for Preston to have a Neighbourhood Plan from now until 2031?

Base: All young people (29)



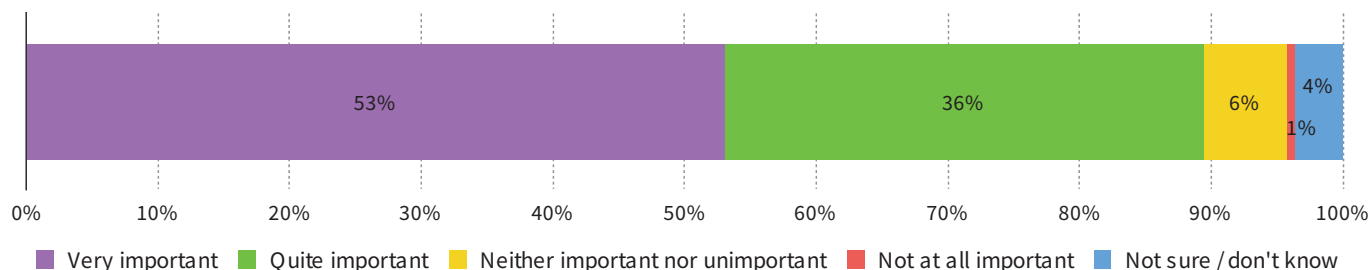
- Young people are far more likely than adults to say they are 'not sure or don't know' if it is important for Preston to have a Neighbourhood Plan from now until 2031.
- 69% of young people think it is important (net of 'very' and 'quite') to have a Neighbourhood Plan in Preston, which is less than adults.

Importance of a Neighbourhood Plan for Preston (adult and youth)

Slide 22

L2: How important do you think it is for Preston to have a Neighbourhood Plan from now until 2031?

Base: All giving an answer (330) ADULT & YOUTH COMBINED

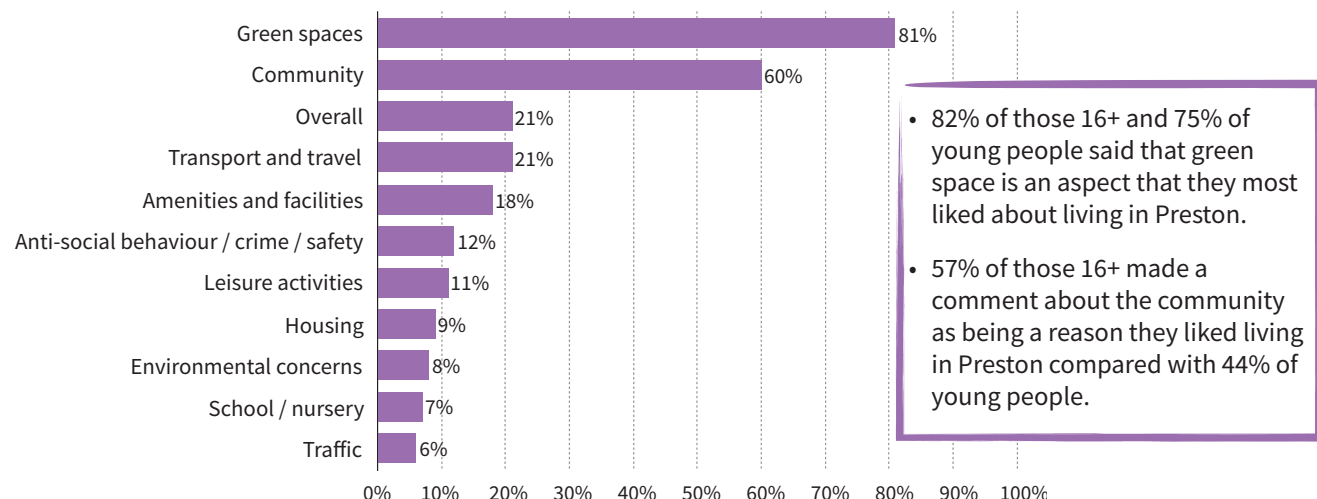


- Just over half of Preston residents aged 10 and over say it is 'very important' to have a Neighbourhood Plan and almost 9 in 10 that it is important (net of 'very' and 'quite important').
- Amongst those answering the Young Residents questionnaire (aged 10-15), 21% thought it was 'very important' for Preston to have a Neighbourhood Plan, compared to 41% of those aged 16-35 and 59% of those aged 36 or over.

Positives about Preston - category nets for those giving an answer (adult & youth) Slide 23

L3: What do you like most about living in Preston? OPEN QUESTION - CODED

Base: All who answered (306) ADULT & YOUTH COMBINED



Positives about Preston - full coded list (adult) Slide 24

L3: What do you like most about living in Preston? OPEN QUESTION - CODED

Base: All 16+ who answered (279)

NET-4: Green spaces	75%	Generally like country living / country life / rural life	3%	The open air swimming pool	<1%
The rural / countryside setting / aspect / rural surroundings	44%	A slower pace of life	2%	NET-6: Housing	9%
Quiet / peaceful / tranquillity	31%	A good place to bring up children	2%	The size of the village / small village	5%
Space / wide open spaces / green space	16%	An unspoilt / traditional village	2%	Low population	2%
Picturesque / beautiful / the view / aesthetically pleasing	15%	Generally a better quality of life	1%	Attractive architecture / property styles	1%
Rural walks / countryside walks / rambling	13%	NET-9: Transport and travel	20%	My house / home / our house	1%
The woodland / woods / bluebell woods	4%	Access / close to town / transport links to Hitchin, Stevenage	13%	Low density housing	<1%
Access to footpaths	1%	Access to London / transport links to London	8%	NET-7: Environmental concerns	7%
The village green / village green and pond	1%	Good transport links / rail / bus services	3%	The wildlife (all mentions)	4%
NET-14: Community	57%	Access to the motorway / "A" roads	2%	Air quality / clean air / fresher air	2%
The community / community spirit / close knit community	34%	Access to shops / shopping centres	1%	Well kept / maintained / clean streets	1%
Nice, friendly, helpful, caring, welcoming people	26%	NET-2: Amenities and facilities	18%	The environment (unspec)	1%
My friends / neighbours	7%	The pub / The Red Lion / pub food	14%	NET-3: School / nursery	5%
Everybody knows one another	2%	The pub is village owned / a community pub	5%	School / educational establishments	5%
Active villagers / charitable events / voluntary work	3%	NET-8: Anti-social behaviour / crime / safety	11%	Net-10: Traffic	5%
St. Martin's Church	2%	Safety / feel safe / low crime rate	7%	No traffic / low traffic	5%
Local groups / organisations	4%	No street lighting	3%	Others	6%
NET-1: Overall	21%	NET-5: Leisure activities	9%	NOT STATED	8%
Generally like village life	5%	Range of local activities / activities to suit all ages	6%		
Generally a good place to live	4%	Preston Cricket Club	3%		
Location (unspec.)	4%	Children's playground / play area	1%		

What do you like most about living in Preston? Slide 25

L3: What do you like most about living in Preston? OPEN QUESTION

To preserve anonymity these are typical quotes rather than direct quotes

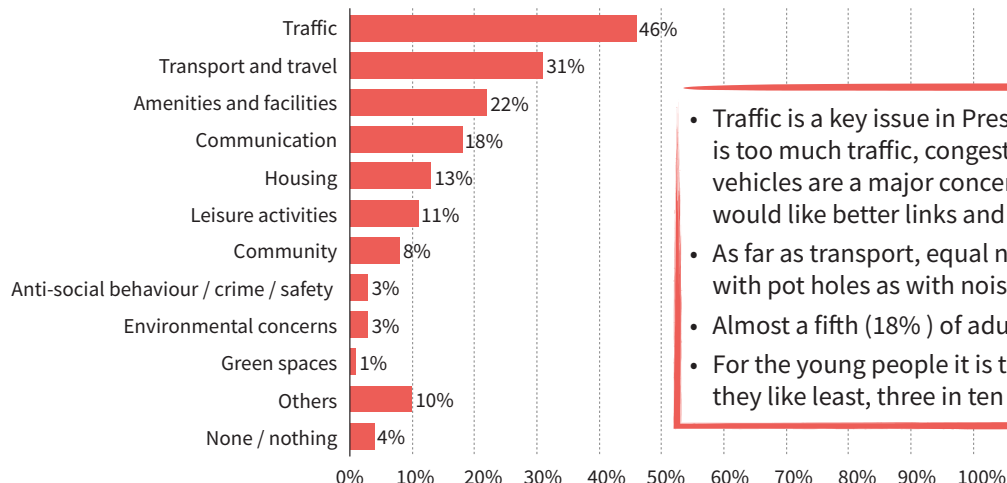
Base: All who answered (306) ADULT & YOUTH COMBINED



Negatives about Preston - category nets for those giving an answer (adult & youth) Slide 26

L4: What do you like least about living in Preston? *OPEN QUESTION - CODED*

Base: All who answered (291) ADULT & YOUTH COMBINED



- Traffic is a key issue in Preston, people say there is too much traffic, congestion and that speeding vehicles are a major concern. In addition, they would like better links and bus services.
- As far as transport, equal numbers are unhappy with pot holes as with noise from Luton Airport.
- Almost a fifth (18%) of adults would like a shop.
- For the young people it is the lack of activities that they like least, three in ten said this.

Negatives about Preston - full coded list (adult) Slide 27a

L4: What do you like least about living in Preston? *OPEN QUESTION - CODED*

Base: All 16+ who answered (259)

NET-10: Traffic	41%	NET-11: Communication	15%	NET-8: Anti-social behaviour / crime / safety	3%
The traffic / too much traffic / traffic congestion	16%	Need better mobile phone reception / coverage	12%	Need street lighting / no street lights	3%
Need a better bus service	14%	Need broadband improvement / better broadband	7%	NET-7: Environmental concerns	2%
Speeding traffic / too much speeding	12%	NET-6: Housing	11%	Litter / gen. focus on litter issues inc. bins	2%
Need better transport links / poor transport links	6%	The threat of too much housing development	4%	Dog fouling / dog mess	1%
Lorries / large vehicles destroying the verges	2%	Need more affordable housing / social housing	4%	NET-4: Green spaces	1%
NET-9: Transport and travel	29%	The threat of overdevelopment	3%	Lack of green space / green areas	1%
Need to improve road surfaces	13%	Modern architecture / out of character architecture	1%	Others	9%
The noise from Luton Airport / noise from night flights	12%	NET-5: Leisure activities	7%	Don't know / no answer	1%
Need better pavements / less dangerous footpaths	5%	Lack of activities / not much to do	4%	None / nothing	4%
Poor car parking / car parking issues	4%	Need more activities / clubs for teenagers	1%	NOT STATED	13%
Cyclists / too many cyclists	1%	Need a playground / play area for children	1%		
NET-2: Amenities and facilities	19%	Lack of leisure activities	<1%		
Need a shop / have a village shop / community shop	18%	NET-14: Community	6%		
Need a post office / have a post office	1%	Isolation / feel isolated	3%		
Need a library / have a library	1%	Lack of diversity in population	2%		
		Unfriendly / unwelcoming / feel like an outsider	1%		

What do you like least about living in Preston? Slide 28

L4: What do you like least about living in Preston? *OPEN QUESTION*

To preserve anonymity these are typical quotes rather than direct quotes

Base: All who answered (259)

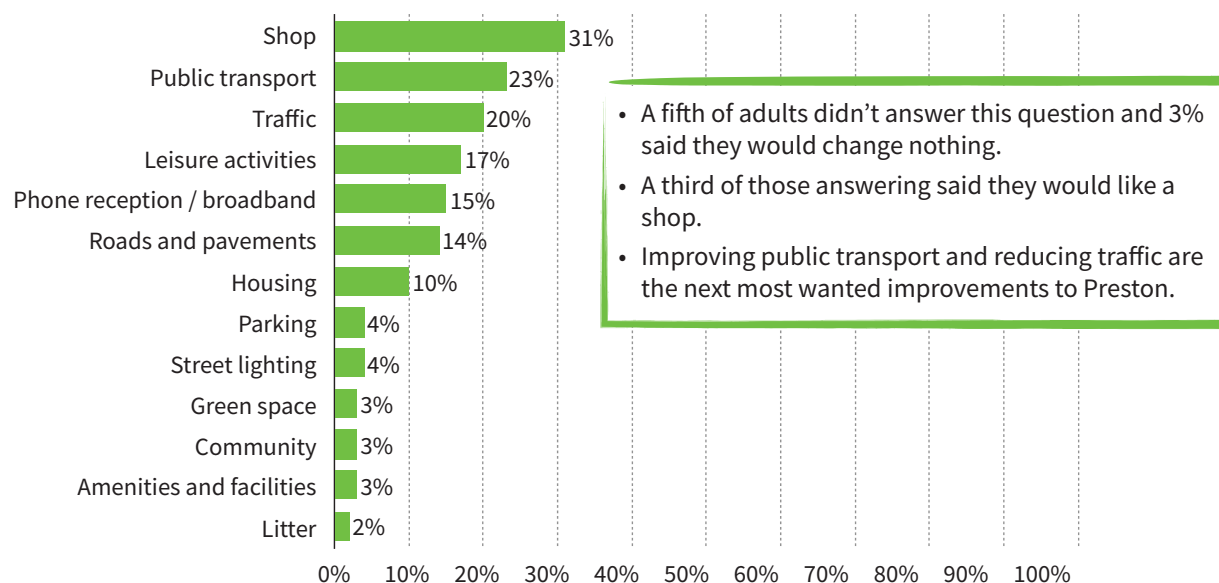


What would change / improve in Preston - category nets for those giving an answer (adult & youth)

Slide 29

L5: If you could change or improve anything about living in Preston, what would it be? OPEN QUESTION - CODED

Base: All who answered (269) ADULT & YOUTH COMBINED



What would change / improve in Preston - full coded list (adult)

Slide 30

L5: If you could change or improve anything about living in Preston, what would it be? OPEN QUESTION - CODED

Base: All 16+ who answered (245)

NET-5: Shops / markets	28%	NET-10: Road maintenance	10%	NET-13: Parking	3%
A shop / have a village shop / community shop	28%	Improve road surfaces (fix pot holes etc.)	9%	NET-15: Street lighting	3%
A coffee shop / café	1%	Grit the roads in winter	1%	NET-3: Green space	3%
Have a post office	1%	NET-23: Housing	9%	NET-21: Community / community focus	3%
NET-14: Public transport	21%	Need more affordable / social housing	5%	Need more young people / young families	1%
Better bus service (e.g. more regular, on time etc.)	16%	Stop development / house building	3%	Generally to have more things to do	1%
No / less aircraft noise / ban night flights	6%	Build more houses / homes	<1%	Focus on elderly people	1%
NET-11: Traffic	17%	NET-4: Sports facilities	6%	NET-12: Pavements / footpaths	3%
Traffic reducing measures / less traffic	9%	Sports / exercise facilities (outdoor & indoor - all mentions)	3%	NET-17: Litter	2%
Speed reducing measures / stop speeding traffic / less speed	8%	Better / more leisure facilities / activities	2%	Gen. Focus on litter issues (including bins)	1%
Better transport links	3%	A football pitch / somewhere with goals to play football	1%	Dog poo bins / more dog litter bins	1%
Ban lorries / large vehicles / HGV's	2%	NET-8: Clubs	5%	NET-2: Public use of buildings	1%
NET-16: Phone reception / broadband	13%	Clubs / more clubs for children / younger people	2%	NET-7: Local pub	1%
Better mobile phone reception / coverage	11%	Clubs / more clubs for teenagers	1%	NET-9: Play areas	1%
Broadband improvement / better broadband	6%	Clubs / more clubs for older people	1%	Other	8%
		NET-1: Village hall	3%	None / nothing	3%
				No answer	19%

What would you change or improve about Preston?

Slide 31

L5: If you could change or improve anything about living in Preston, what would it be? OPEN QUESTION

To preserve anonymity these are typical quotes rather than direct quotes

Base: All who answered (245)



2. Amenities and Facilities



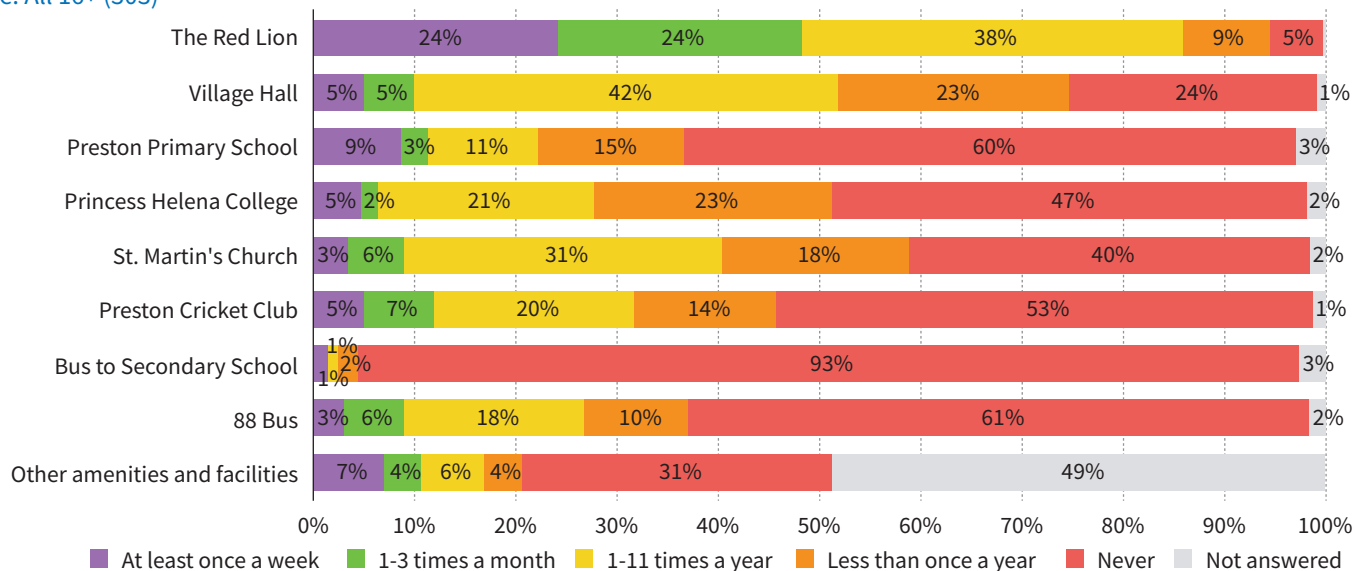
2a. Amenities and Facilities (Adult Residents)

Amenities and facilities used or visited in Preston

Slide 35

A1: How often do you use, or visit, each of these in Preston?

Base: All 16+ (303)

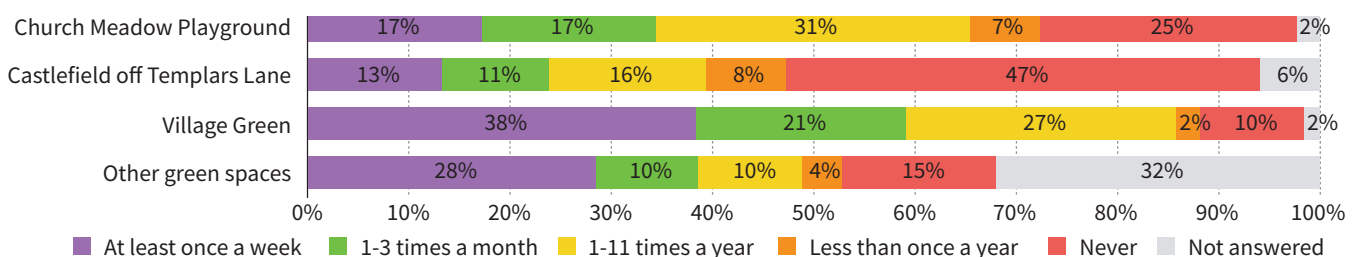


Green spaces used or visited in Preston

Slide 36

A1: How often do you use, or visit, each of these in Preston?

Base: All 16+ (303)

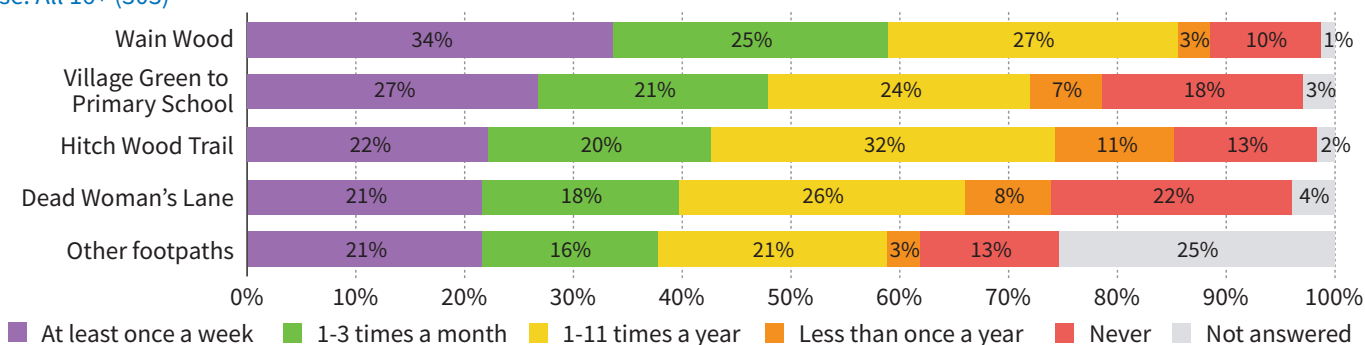


Footpaths used or visited in Preston

Slide 37

A1: How often do you use, or visit, each of these in Preston?

Base: All 16+ (303)

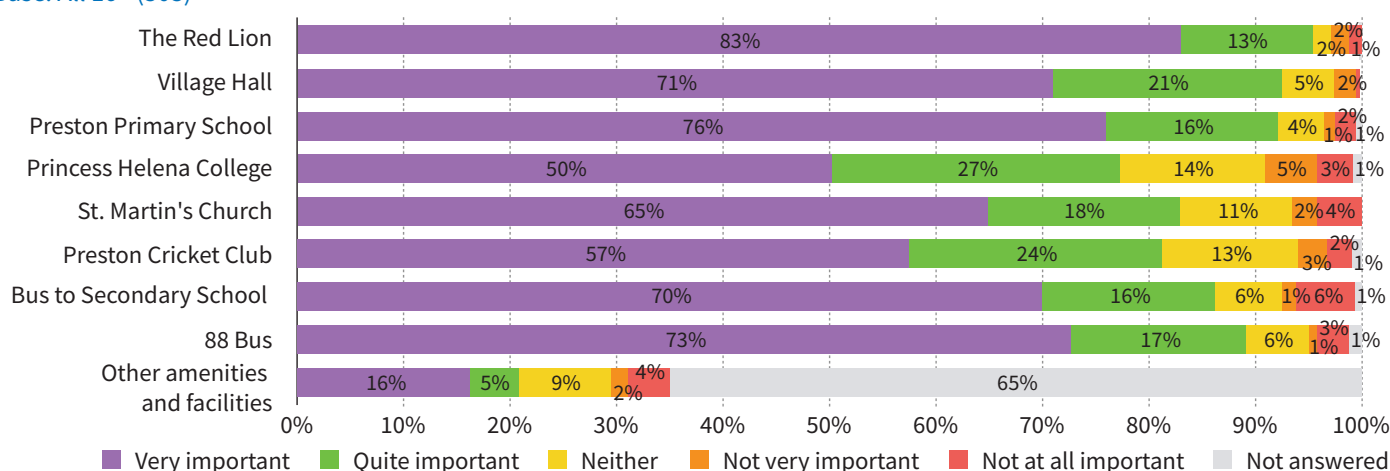


Importance these are continued / maintained

Slide 38

A2: How important is it to you that each of these are continued/maintained in Preston?

Base: All 16+ (303)

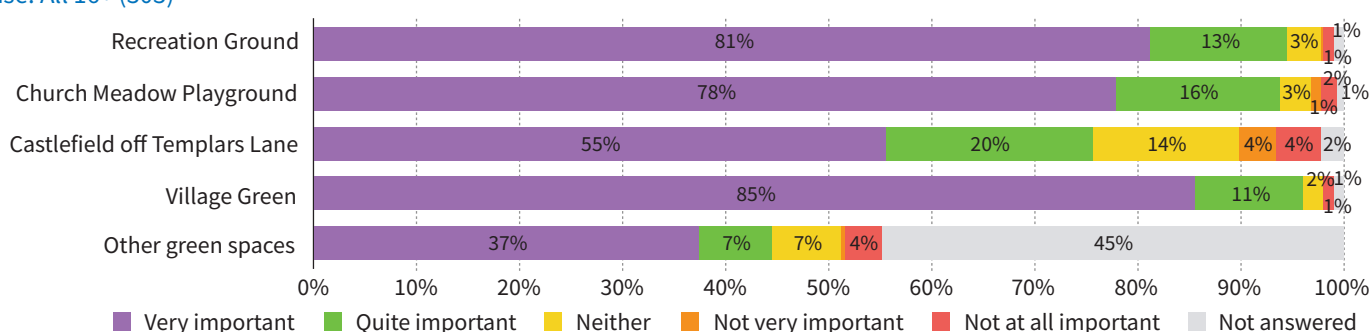


Importance that green spaces maintained

Slide 39

A2: How important is it to you that each of these are continued/maintained in Preston?

Base: All 16+ (303)

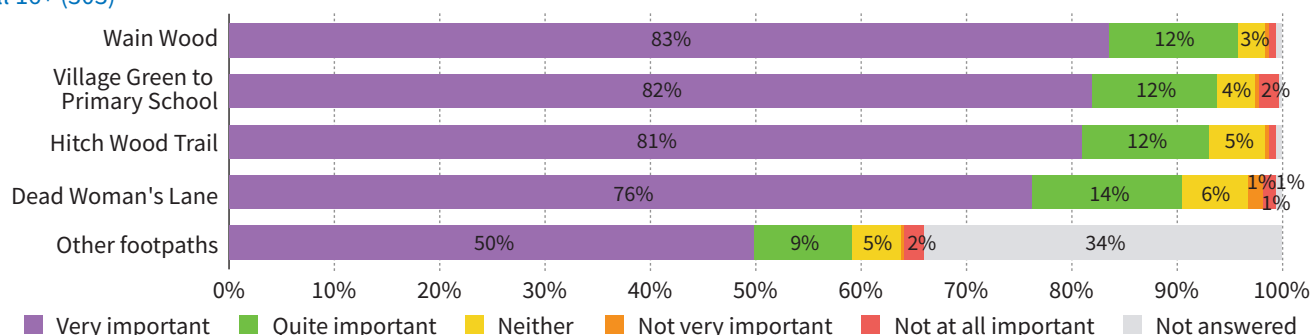


Importance that footpaths maintained

Slide 40

A2: How important is it to you that each of these are continued/maintained in Preston?

Base: All 16+ (303)



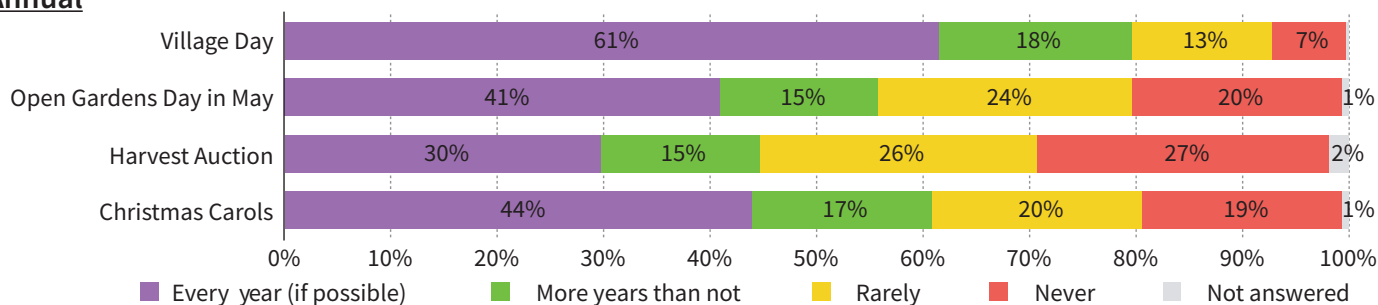
Participation in leisure activities

Slides 41 to 43

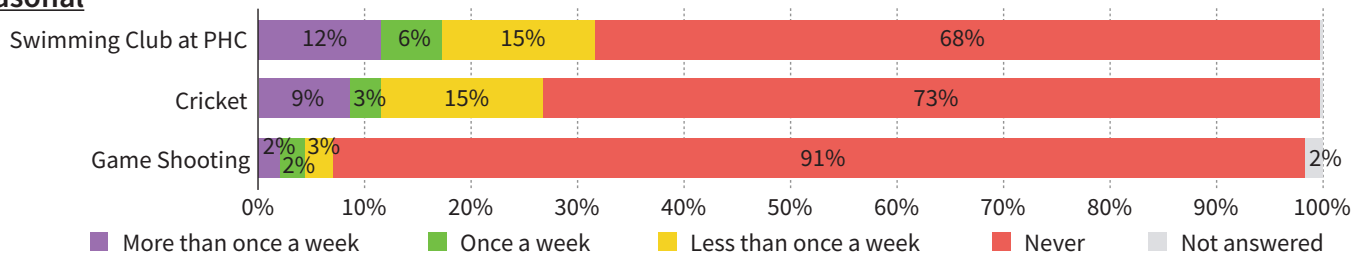
A3: Do you participate in any of the following leisure activities in Preston?

Base: All 16+ (303)

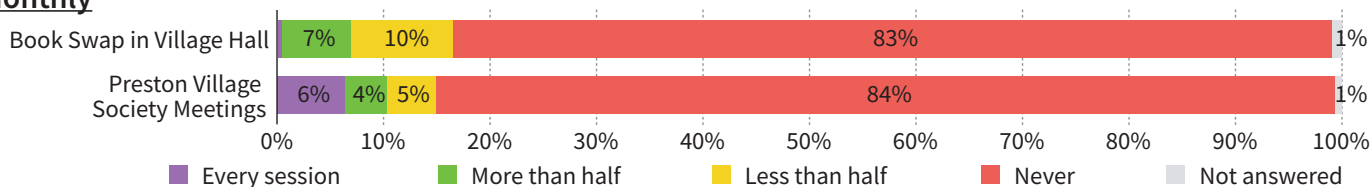
Annual



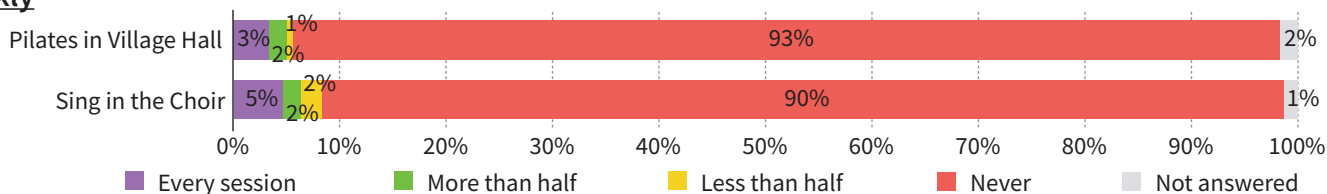
Seasonal



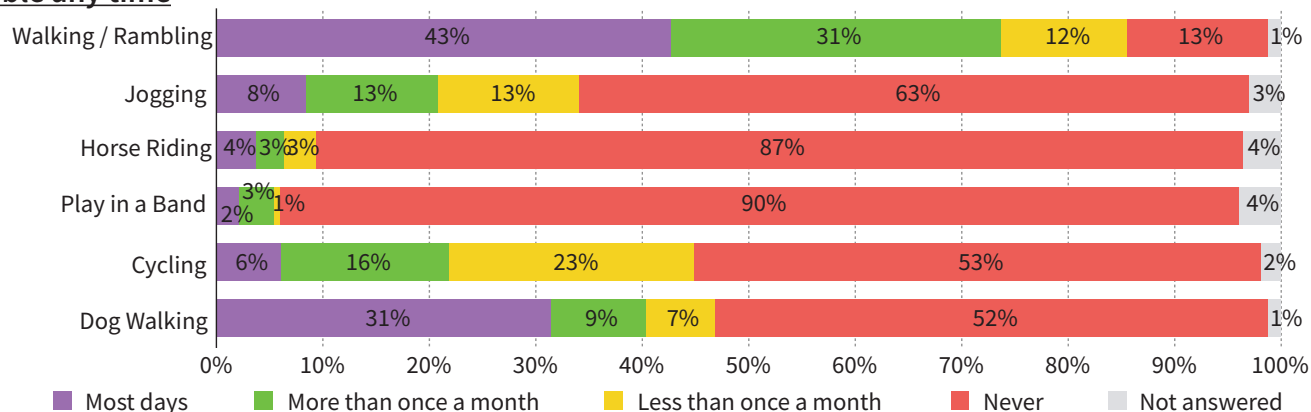
Monthly



Weekly



Available any time



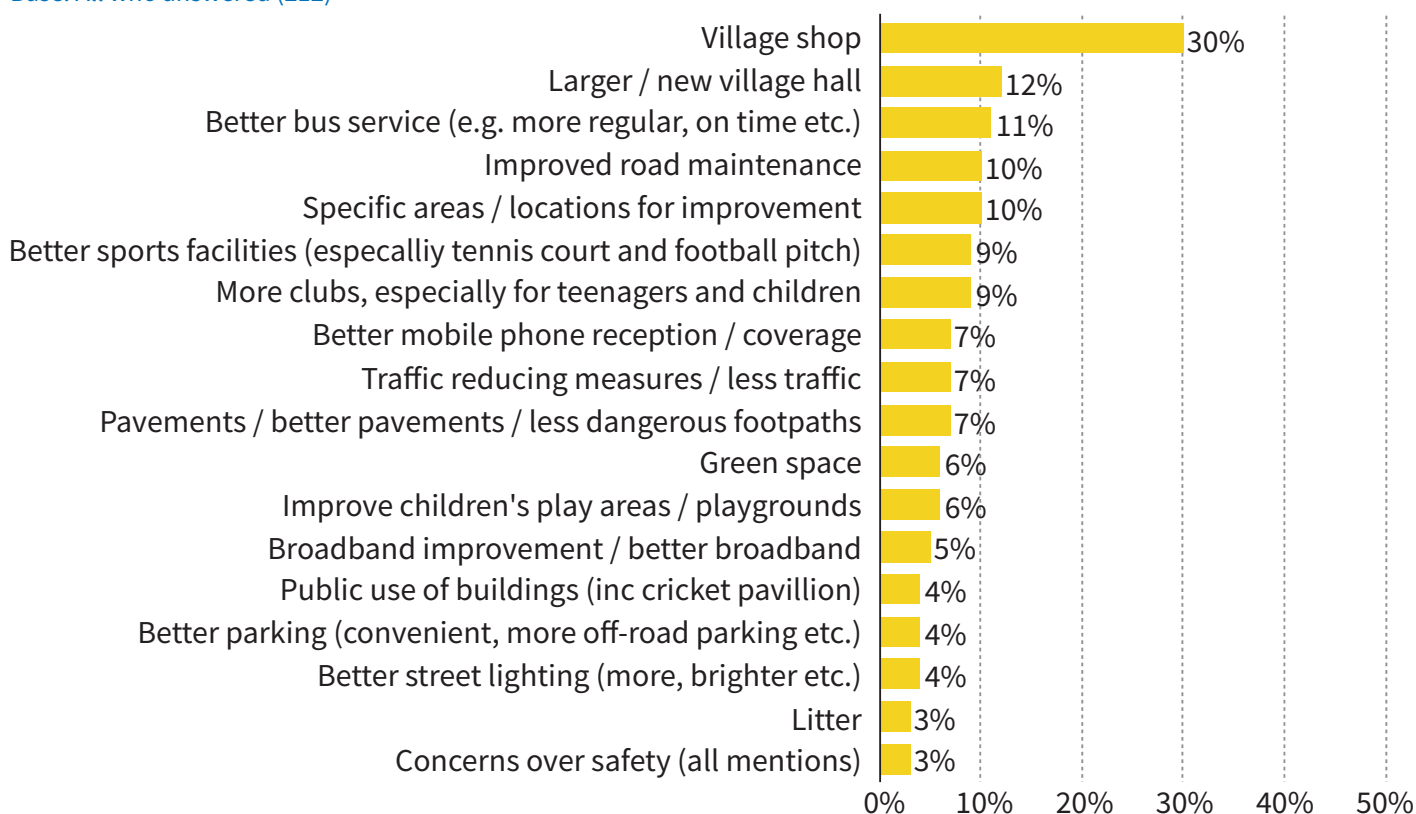
People said they took part in other activities in Preston, such as Bridge, golf, geo-caching, pub quiz, darts team, fireworks, bird watching, or a personal trainer at home. Others said they planned to take activities in the future, or that their age prohibited them taking part in activities.

Amenities and facilities would like in Preston

Slides 44 and 45

A4: If money was available to introduce or improve amenities or facilities in Preston between now and 2031, what would you like to see introduced or improved? *OPEN QUESTION - CODED*

Base: All who answered (212)



To preserve anonymity these are typical quotes rather than direct quotes

It would be nice to have a wider range of sports facilities, such as a tennis courts

Street lighting in the areas where there is housing. It is pitch black at night if you walk in the village

A mobile shop or a farm shop or even a café (which sold everyday essentials)

A village shop or post office for the community

It would be good to have a safe kids' play area with something for younger children and teenagers, perhaps with a shelter so they could meet up there even if it rained

A mobile library

Road and paths in the village could be fixed (get rid of potholes) and better maintained

A better bus service, especially to Hitchin

Improved mobile reception

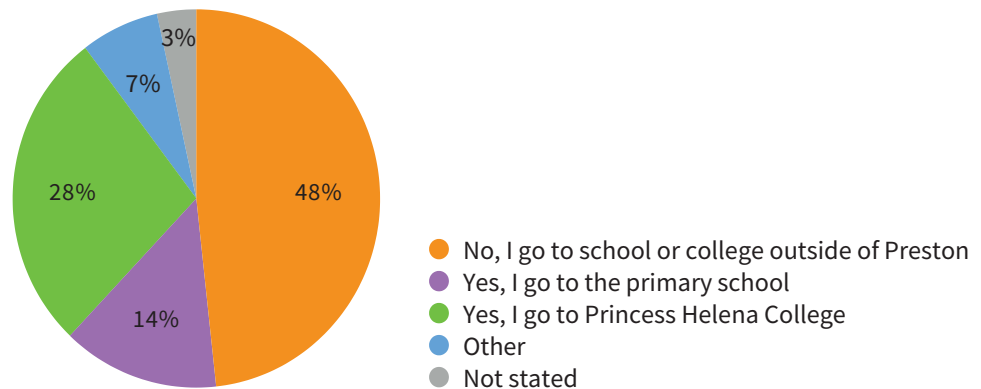
2b. Amenities and Facilities (Young Residents)

Preston school attendance (youth)

Slide 47

A1: Do you attend a school in Preston?

Base: All young people (29)



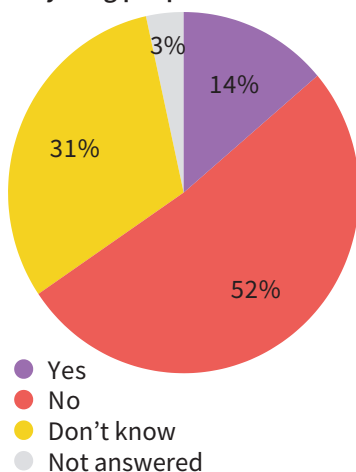
Activities for young people in Preston (youth)

Slide 48

A2: Do you think there are enough activities for children and young people in Preston?

A3: Which of these activities do you do in Preston
Base (both questions): All young people (29)

Whether think enough activities for young people in Preston



- No pupils from PHC said they thought there were enough activities for young people in Preston (3 said no and 4 said Don't Know).
- 3 boys said 'yes' whereas only 1 girl did.
- 3 young people aged 13-15 said 'yes' whereas only 1 aged 10-12 said 'yes' there were enough activities for young people.

Activities currently done in Preston

Summer swimming at Princess Helena	72%
Use other green spaces	66%
Walk along the public footpaths in Wain Wood	66%
Walk along other public footpaths	55%
Walk along the public footpaths in Hitch Wood	48%
Use Church Meadow playground	41%
Use the Recreation Ground	28%
Go to the book swaps in the village hall	17%
Join in the "Family Services" at St. Martin's	10%
Take part in the art sessions in Hitch Wood	10%
Go to parties at the village hall	10%

Activities taken part in (youth)

Slide 49

A4: Which of these activities and sports do you take part in? *multi choice question*

Base: All young people (29)

	Take Part	Preston	Elsewhere
Meet friends outdoors	93%	55%	62%
Walking / dog walking	86%	76%	38%
Visit friends or have friends at your home	83%	55%	62%
Listen to music	79%	76%	31%
Watch TV / play on the computer	86%	83%	14%
Swimming	72%	52%	52%
Cycling / BMX-trail bike riding	41%	31%	17%
Play a musical instrument	38%	28%	21%
Tennis	38%	21%	24%
Sing in a group or choir	34%	21%	28%
Cricket	31%	28%	10%

	Take Part	Preston	Elsewhere
Football	28%	10%	24%
Drama Group	28%	7%	21%
Church / Religious services and activities	24%	10%	17%
Gymnastics / ballet / dancing	21%	14%	14%
Rugby	21%	0%	21%
Horse riding	21%	7%	14%
Martial arts	14%	0%	14%
Play in a band	10%	10%	0%
Rainbows / Brownies / Guides / Seniors	7%	0%	7%
Beavers / Cubs / Scouts / Venture Scouts	3%	0%	3%
Others (not listed)	31%	24%	14%

Other activities wanted and barriers to taking part in local activities (youth)

Slide 50

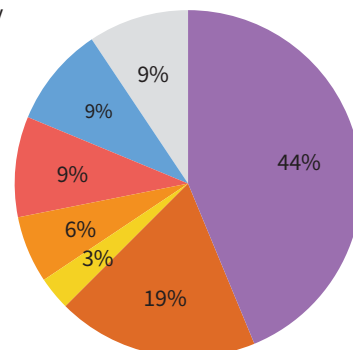
A5: Are there any other sports, activities or pastimes you would like to be able to do in Preston? *OPEN QUESTION*
Base (both questions): All young people (29)

Other activities would like in Preston:

- Other activities young people would like include: gymnastics, golf, trampolining, clay pigeon shooting, rugby, more village days, indoor pool, activities for teenagers, archery, shooting, martial arts, football, go karting, cross country, boot camp, netball, Brownies / Guides / Rainbows, tennis.
- PHC girls noted they had their own programme at school rather than taking part in local activities.

A6: If anything stops you from taking part in local activities and sports, please tell us what. *multi choice question*

- I can take part in everything I want to
- I can't get to the place where it takes place
- I can't make the time it takes place
- It costs too much
- Accessibility
- Other
- Not stated

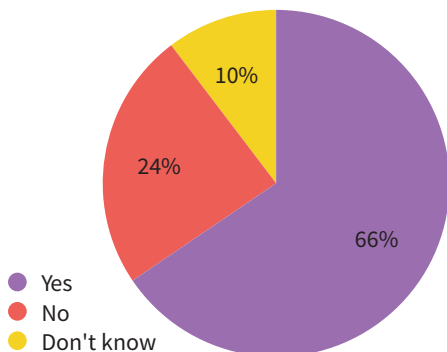


Green spaces and play areas (youth)

Slide 51

A7: Do you think there are enough green spaces, play areas and facilities in Preston?
Base (both questions): All young people (29)

Whether think enough green spaces, play areas and facilities in Preston



A8: Please tell us what you think could be done to improve green spaces and play areas in Preston. *OPEN QUESTION*

Suggestions for improving green spaces and play areas in Preston:

8 young people gave suggestions including:

- Not building houses on green spaces
- Allowing them to play on cricket pitch
- Play space for older children
- A proper village green



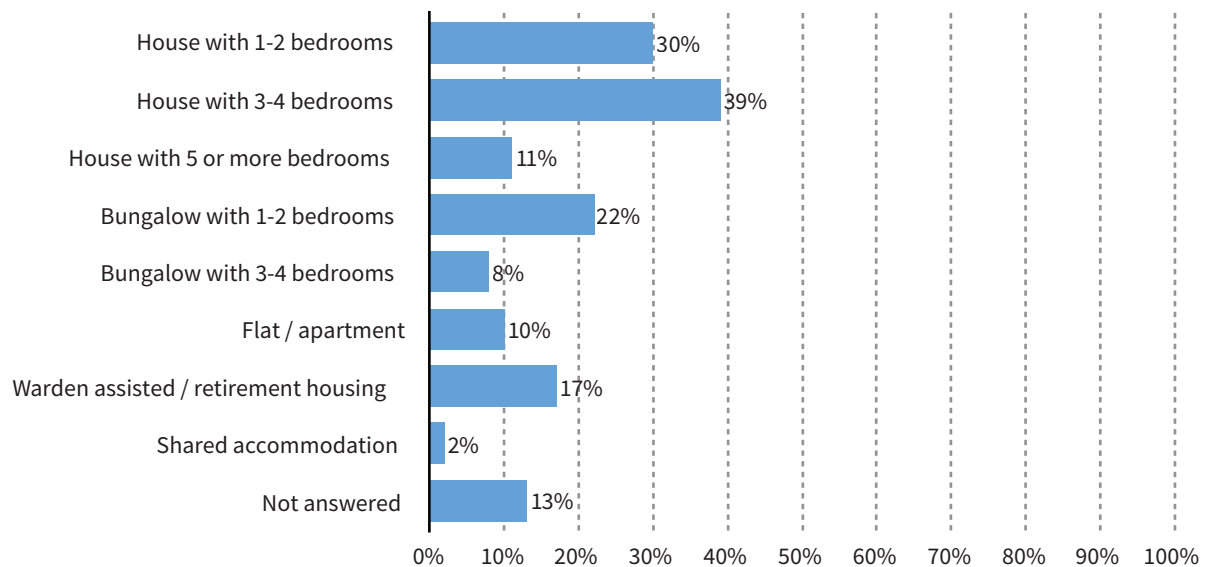
3. Housing and Development

Accommodation required between now and 2031

Slide 53

H1: Which of these types of accommodation might you require between now and 2031? *multi response*

Base: All 16+ (303)

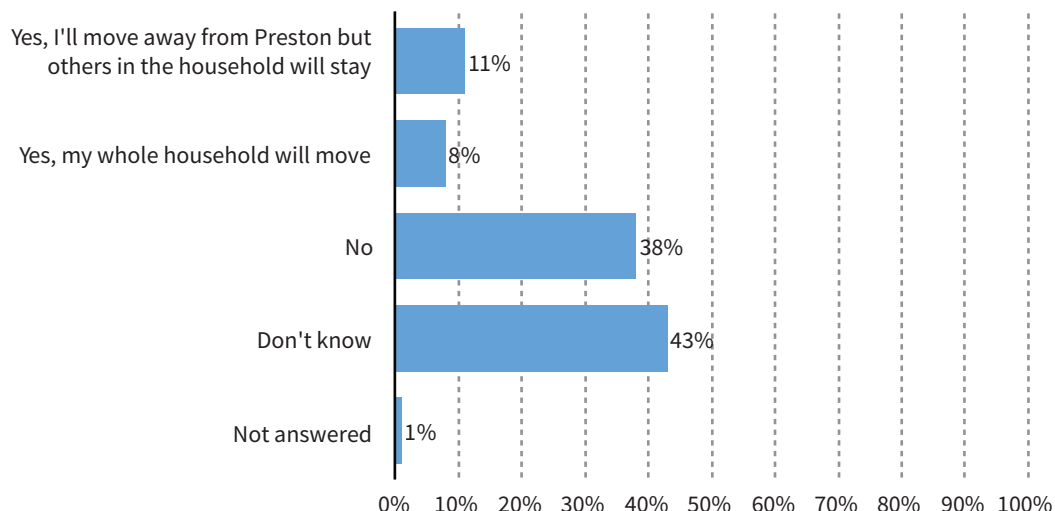


Likely to move out of Preston before 2031

Slide 54

H2: Are you likely to move out of Preston between now and 2031?

Base: All 16+ (303)



Potential reasons to move out of Preston before 2031

Slide 55

H3: What are your reasons, if any, for considering moving out of Preston between now and 2031? *OPEN QUESTION - CODED*

To preserve anonymity these are typical quotes rather than direct quotes

Base: All answered (141)

Downsizing / don't need this much space	14%
Issues with new houses being built / expansion / overdevelopment	13%
Moving to be closer to amenities (doctors, shops, schools etc.)	11%
Affordable / money factors / too expensive to live here	11%
Age / age related circumstances / old age / retirement	9%
Work / career (all mentions)	6%
Moving to be closer to family	5%
Access to better transport / alternative methods to driving	5%
Rental accommodation issues	4%
Job change / a new job	4%
Ill health	4%
Moving out of / children moving out of the family home	3%
Lack of suitable housing / need a more suitable property	3%
University / college reasons	2%
Death / death of a loved one	1%
Upsizing / need a bigger house / more room	1%
Others	5%

- Although less than a fifth of residents said they planned to move out of Preston, almost half saw a reason why they might consider moving in the future.
- A quarter of those giving a reason aged over 65 (26%) said they may potentially have to downsize out of Preston (this is 11% of all aged over 65 in Preston).

If the village grew too much, increasing pressure on amenities and facilities, or if we were priced out

We have a big house and garden that would be hard to adapt in old age and there are no suitable bungalows to move to here

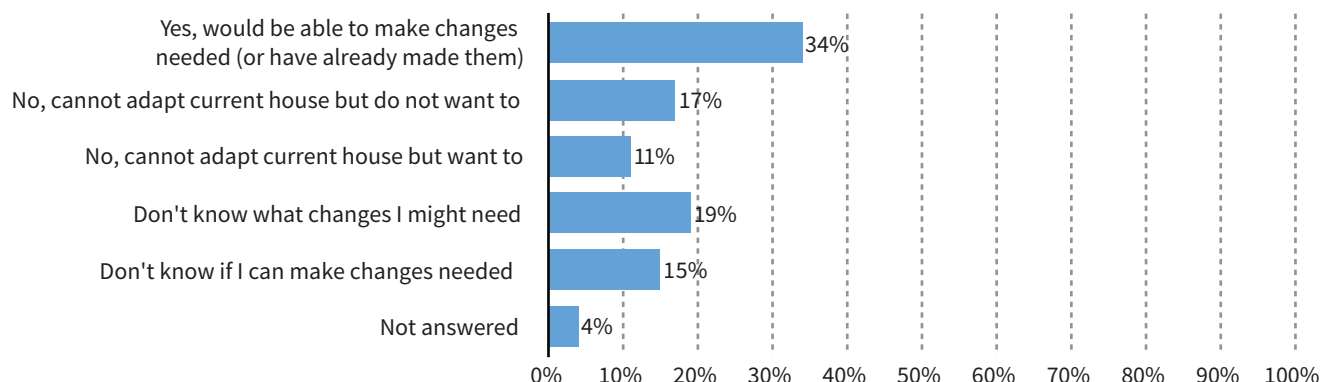
Ill health and being unable to drive

Whether able to adapt current house

Slide 56

H4: Would you be able to adapt your current home by making external and/or internal changes to meet your changing housing needs?

Base: All 16+ (303)

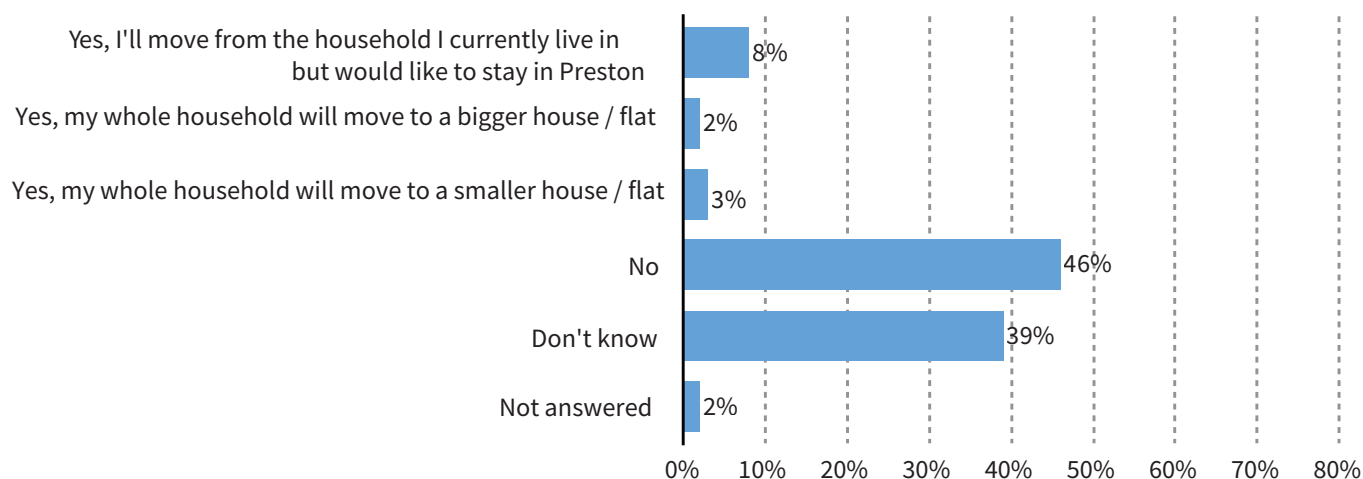


Likely to move within Preston before 2031

Slide 57

H5: Are you likely to move within Preston between now and 2031?

Base: All 16+ (303)

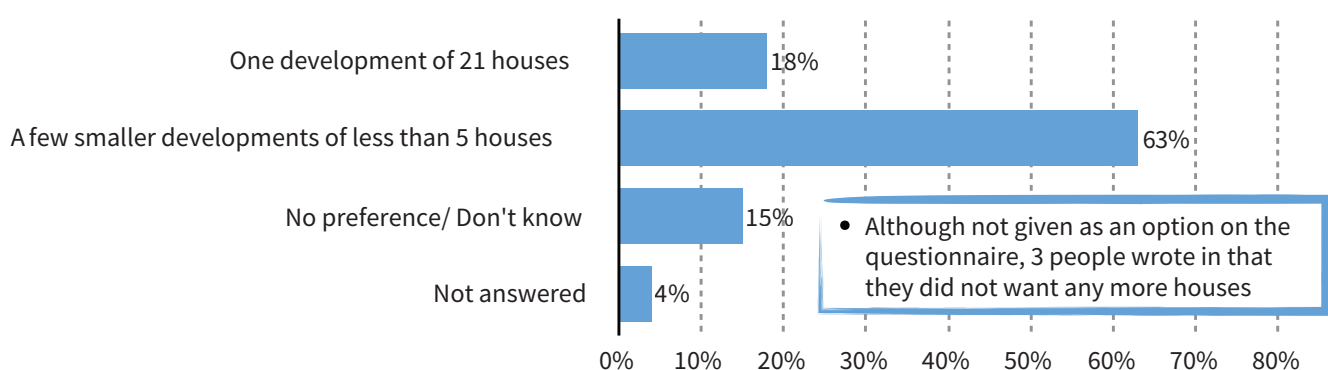


Size of development preference

Slide 58

H6: Would your preference for houses/units built in Preston between now and 2031 be:

Base: All 16+ (303)

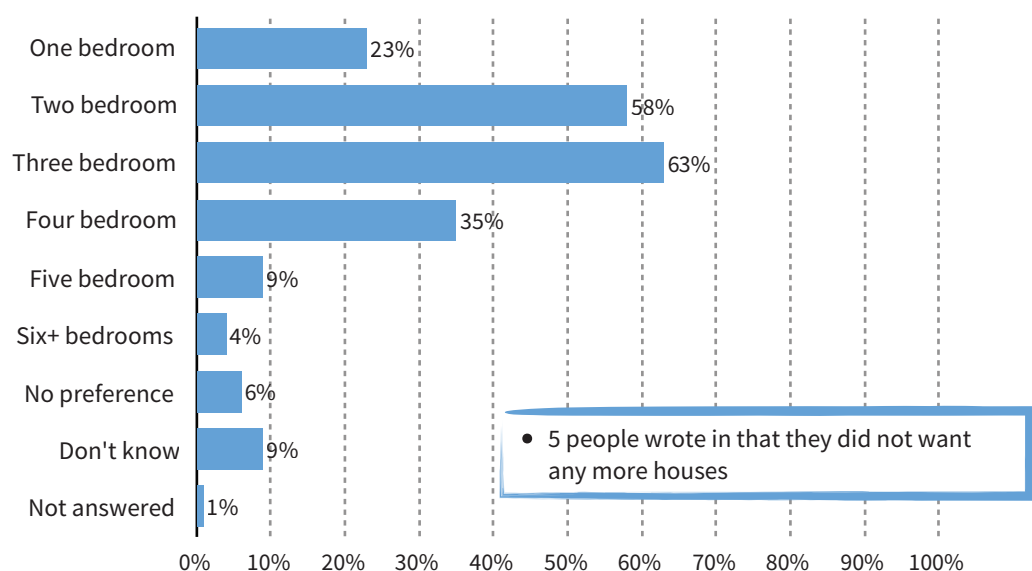


Preference for future size of houses

Slide 59

H7: What size homes do you think should be built in Preston between now and 2031? *multi response*

Base: All 16+ (303)

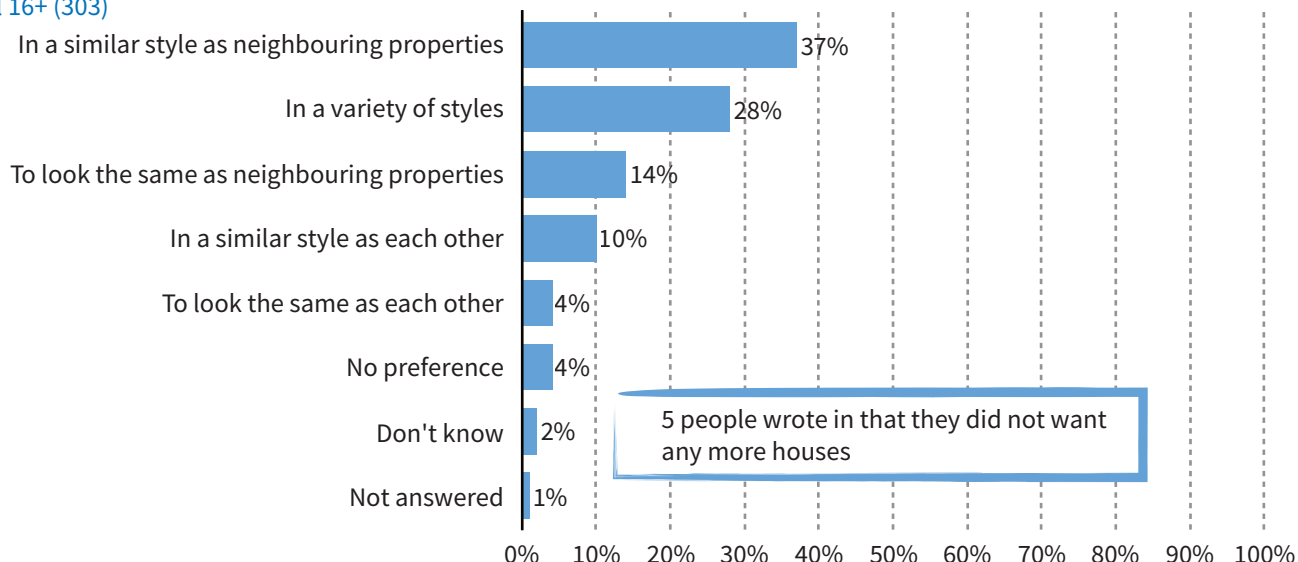


Preference for future style of developments

Slide 60

H8: If developments of five houses/units or more were built in Preston between now and 2031, should they be built:

Base: All 16+ (303)

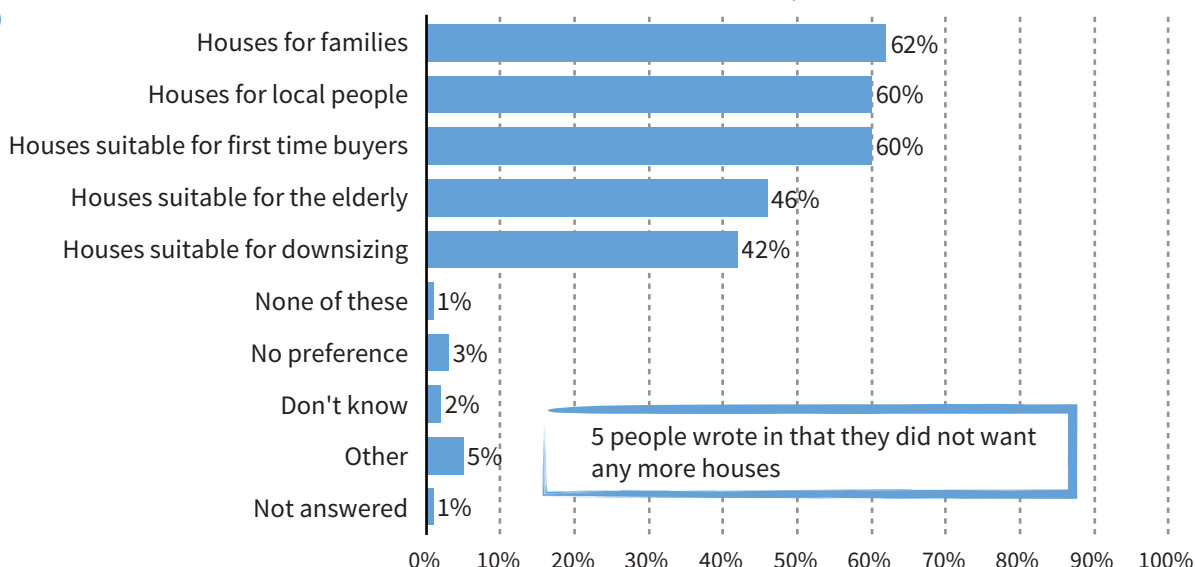


Who future houses in Preston should be for

Slide 61

H9: Do you think houses/units built in Preston between now and 2031 should be: *multi response*

Base: All 16+ (303)

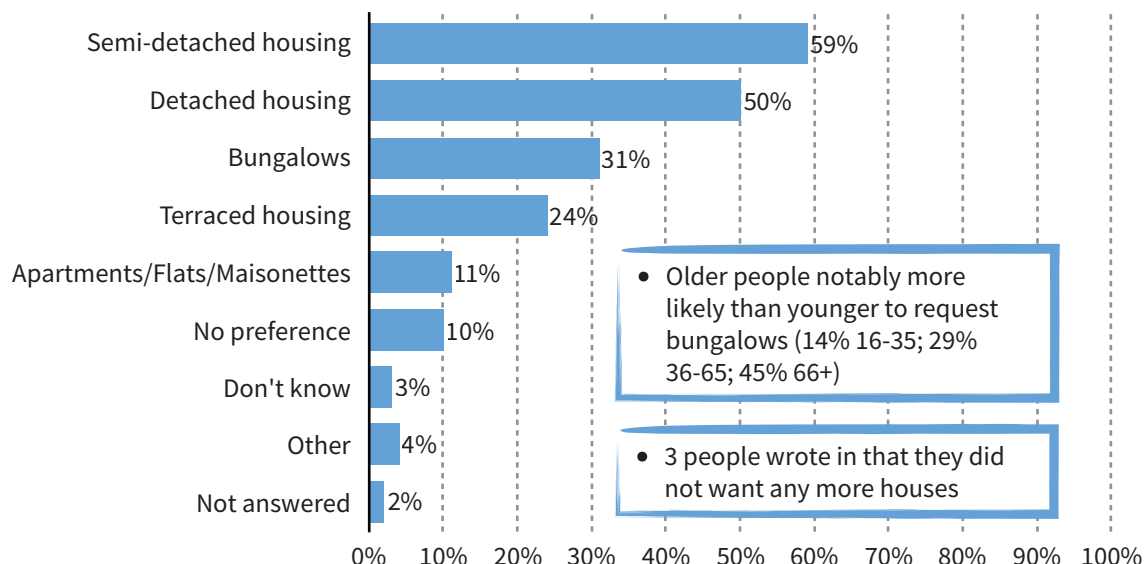


Type of future houses preferred in Preston

Slide 62

H10: For developments of five houses/units or more built in Preston between now and 2031, do you think they should be: *multi response*

Base: All 16+ (303)

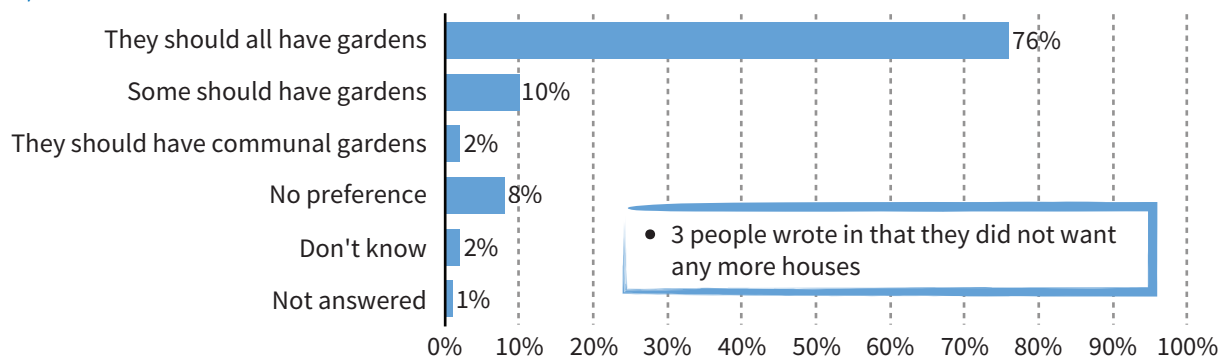


Whether future houses should have gardens

Slide 63

H11: For developments of five houses/units or more built in Preston between now and 2031, do you think:

Base: All 16+ (303)



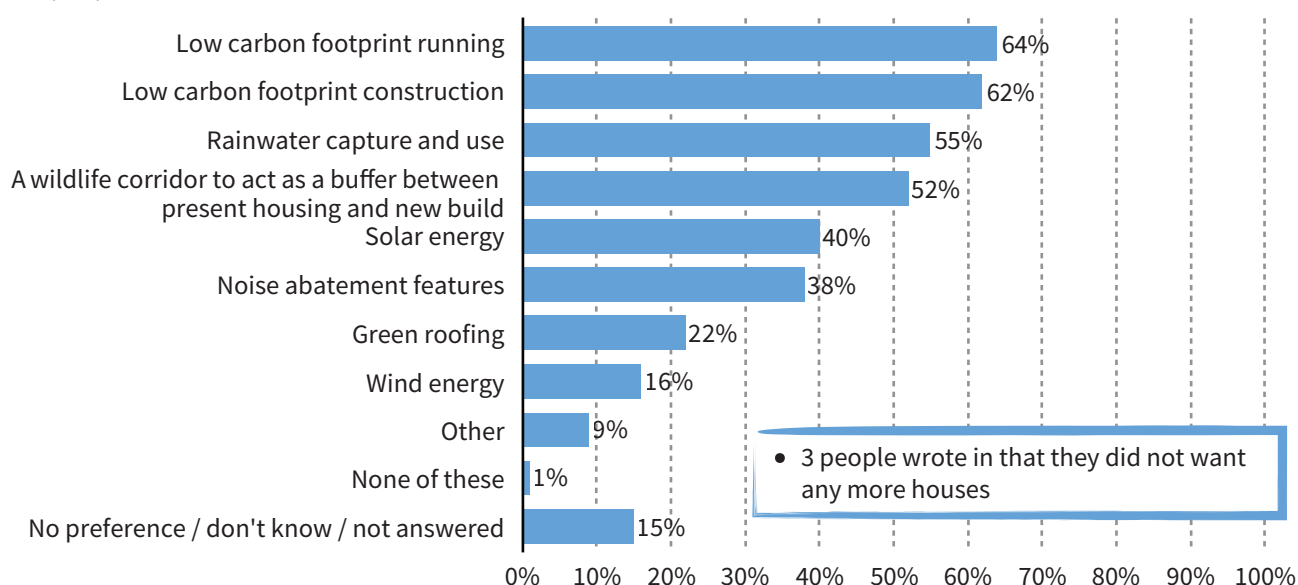
Environmental conditions for new builds

Slide 64

H12: Are there any environmental conditions that you think should be imposed on new builds in Preston

built between now and 2031? *multi response*

Base: All 16+ (303)

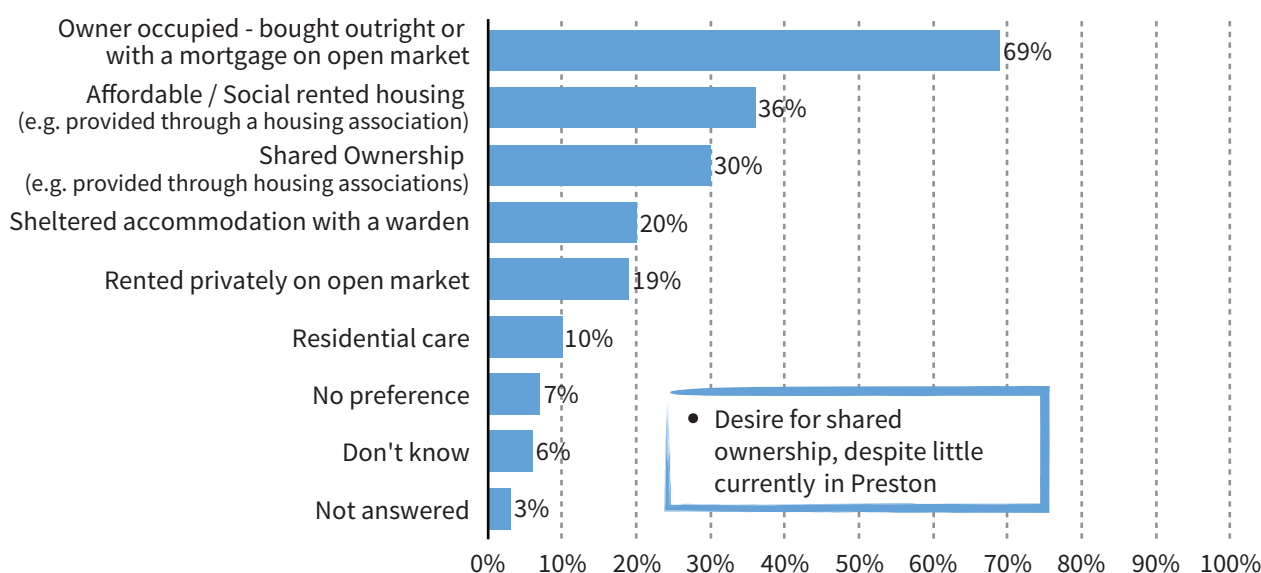


Tenure of future houses in Preston

Slide 65

H13: Which of the following do you think should be built in Preston between now and 2031? *multi response*

Base: All 16+ (303)



4. Environment and Heritage

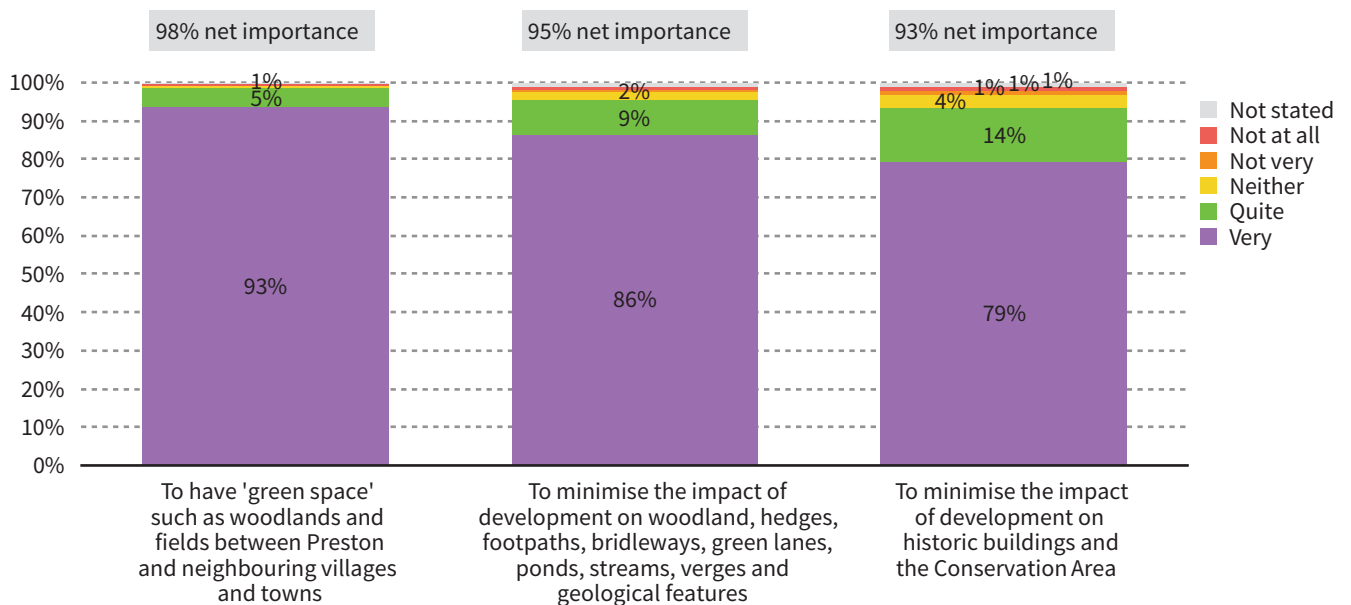


Importance of aspects of environment

Slide 67

E1-E3: How important to you are each of the following?

Base: All 16+ (303)

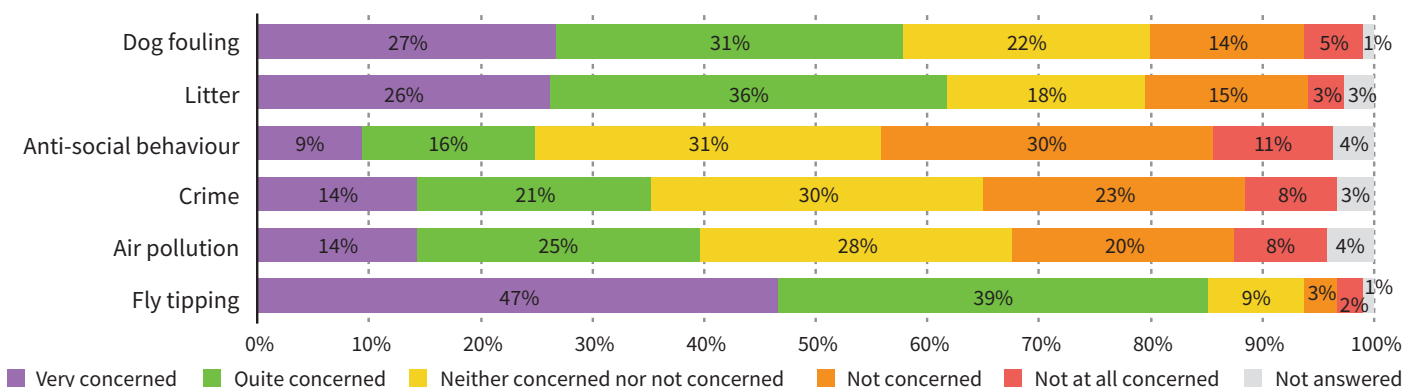


Concern over environmental issues in parish

Slide 69

E5: Are you concerned about any of the following in and around the parish?

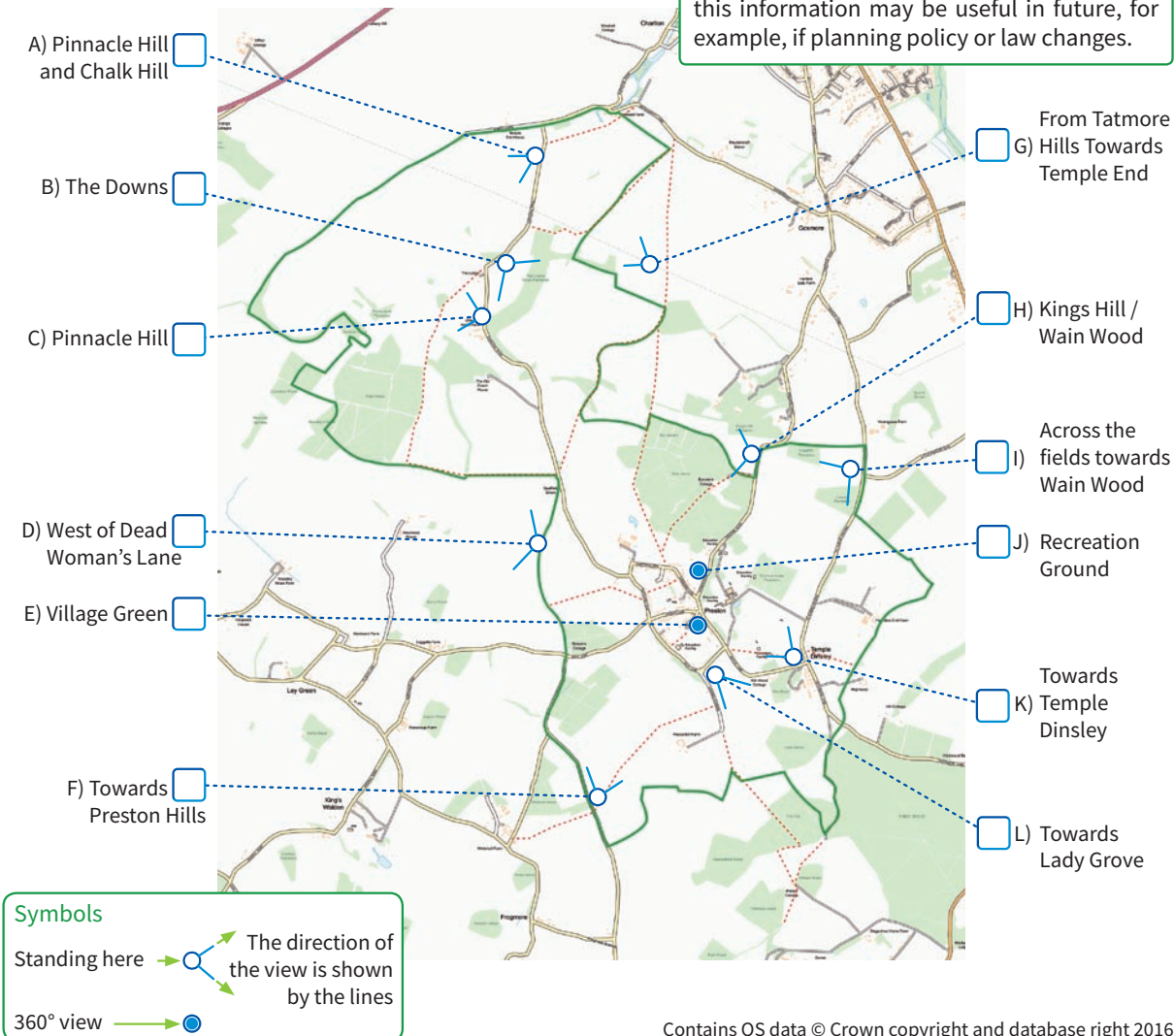
Base: All 16+ (303)



E4. Which views / vistas in, and surrounding, the Parish do you think should be preserved?

Base: All 16+ (303)

We can't use a Neighbourhood Plan to protect the views in and around our parish. However, this information may be useful in future, for example, if planning policy or law changes.



(E) Village Green	72%
(J) Recreation Ground	65%
(I) Across the fields towards Wain Wood	63%
(H) Kings Hill / Wain Wood	61%
(K) Towards Temple Dinsley	59%
(D) West of Dead Woman's Lane	59%
(F) Towards Preston Hills	56%
(L) Towards Lady Grove	54%
(B) The Downs	52%
(C) Pinnacle Hill	50%
(A) Pinnacle Hill and Chalk Hill	49%
(G) From Tatmore Hills Towards Temple End	49%
(M) Other views	3%
Not answered	23%

- On average people said 7 views.
- A quarter (23%) did not fill this question in.
- Of those that did fill it in, over half (56%) said at least 10 of the 13 views.



5. Transport and Communication

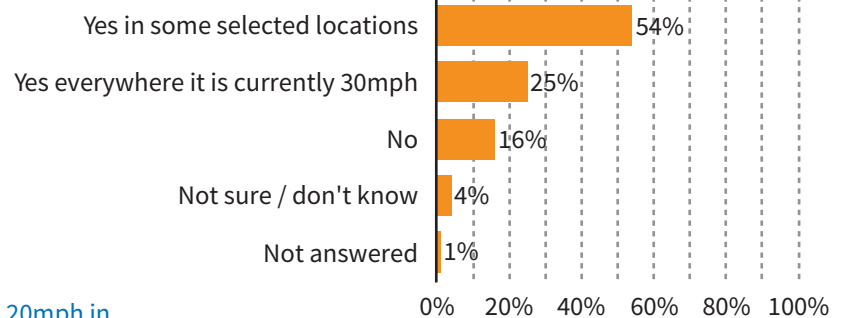
5a. Transport and Communication (Adult Residents)

Reducing speed limit to 20mph

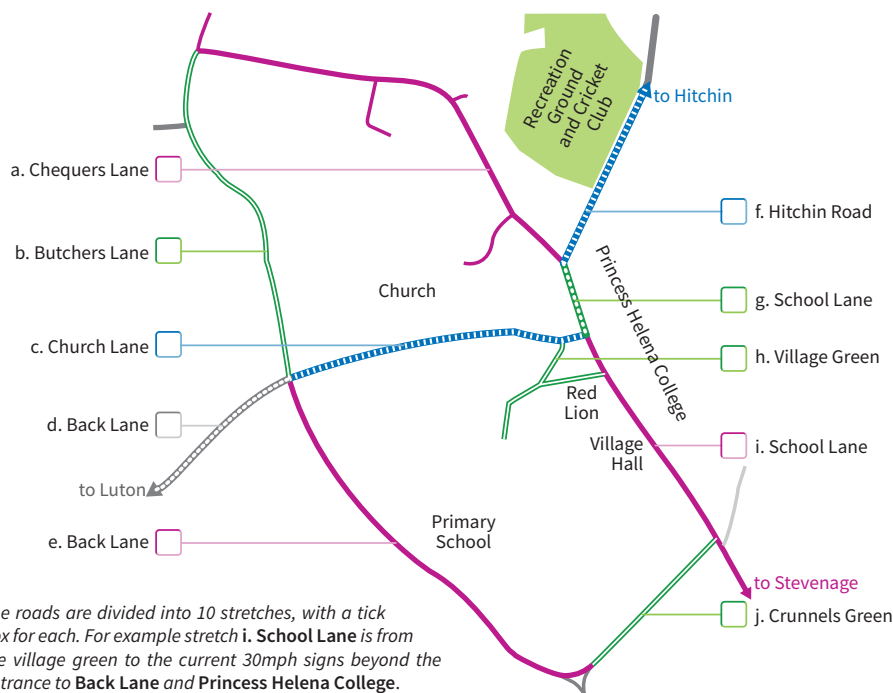
Slide 76

T5: Do you think the speed limit in Preston should be reduced from 30mph to 20mph?

Base: All 16+ (303)



T6: If you think the speed limit in Preston should be 20mph in some locations, please indicate where. *multi response*



The roads are divided into 10 stretches, with a tick box for each. For example stretch i. School Lane is from the village green to the current 30mph signs beyond the entrance to Back Lane and Princess Helena College.

Please tick the box for each stretch you think should be 20mph.

Contains OS data © Crown copyright and database right 2016

Where speed limit should be reduced to 20mph

E.	Back Lane	47%
H.	Village Green	38%
A.	Chequers Lane	37%
B.	Butchers Lane	35%
I.	School Lane	31%
C.	Church Lane	30%
G.	School Lane	29%
J.	Crunnells Green	24%
D.	Back Lane	20%
F.	Hitchin Road	9%

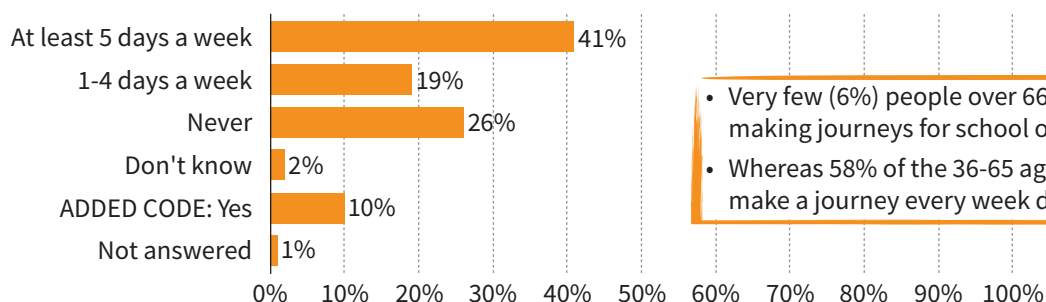
Frequency of journey to school/ college / work

Slide 72

T1: Do you make a journey to school, college and / or work...

Yes code added for people who had answered subsequent questions about journeys

Base: All 16+ (303)



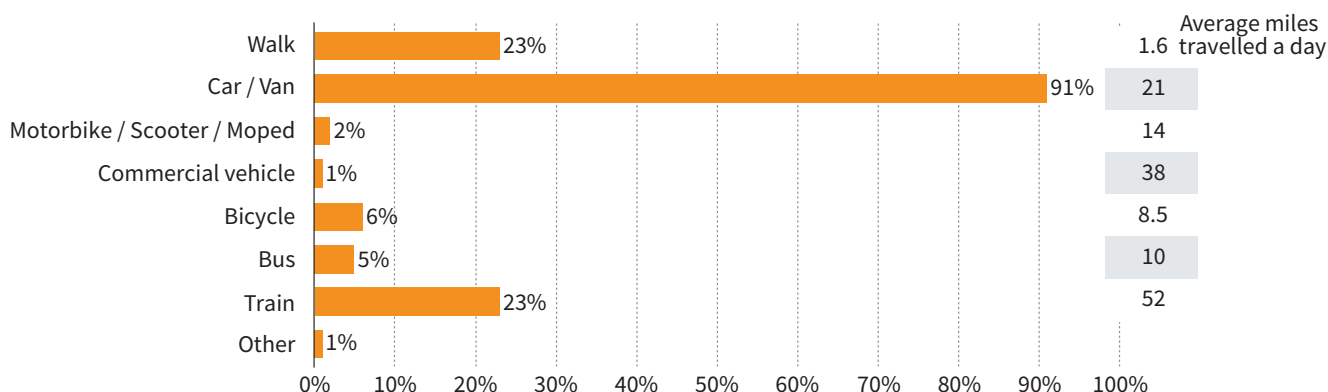
- Very few (6%) people over 66 are making journeys for school or work;
- Whereas 58% of the 36-65 age group make a journey every week day.

Transport modes used for school/college/work

Slide 73

T2: Which of these modes of transport do you typically use to travel to and from school, college and/or work? *multi response*

Base: Those making a journey to school, college or work at least once a week (214)

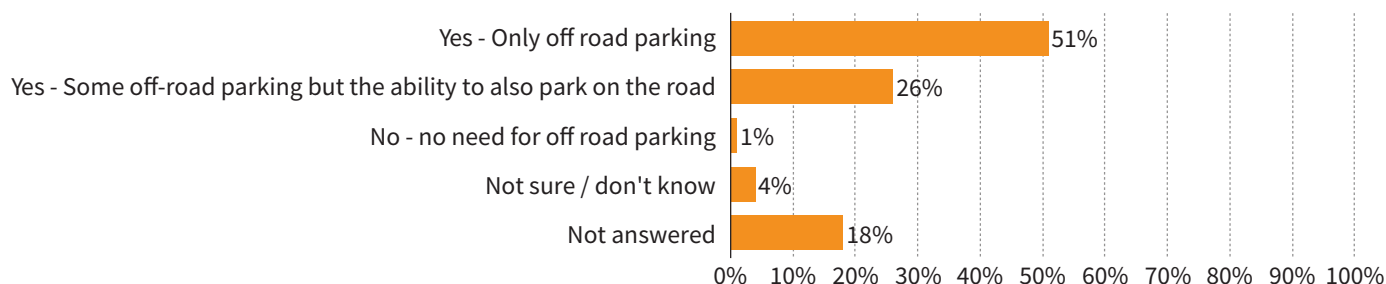


Parking in future developments

Slide 74

T3: Do you think future development in Preston between now and 2031 should have off-road parking?

Base: All 16+ (303)

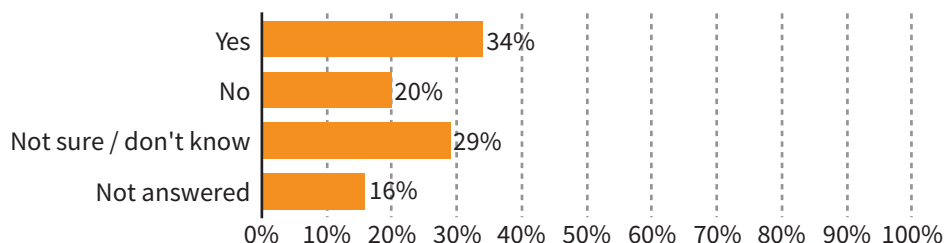


Bicycle and mobility scooter storage

Slide 75

T4: Do you think future development in Preston between now and 2031 should have external bicycle and mobility scooter storage facilities?

Base: All 16+ (303)

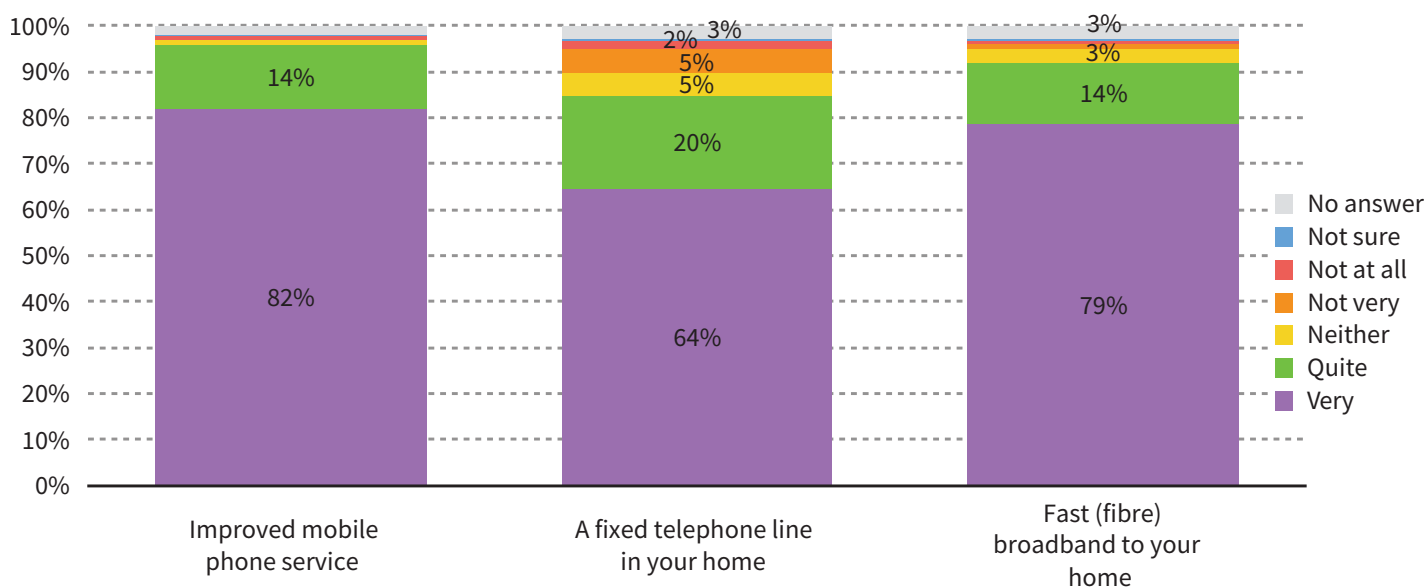


Importance of communication channels

Slide 77

T7 - T9 How important is it to you, that in Preston there is...

Base: All 16+ (303)

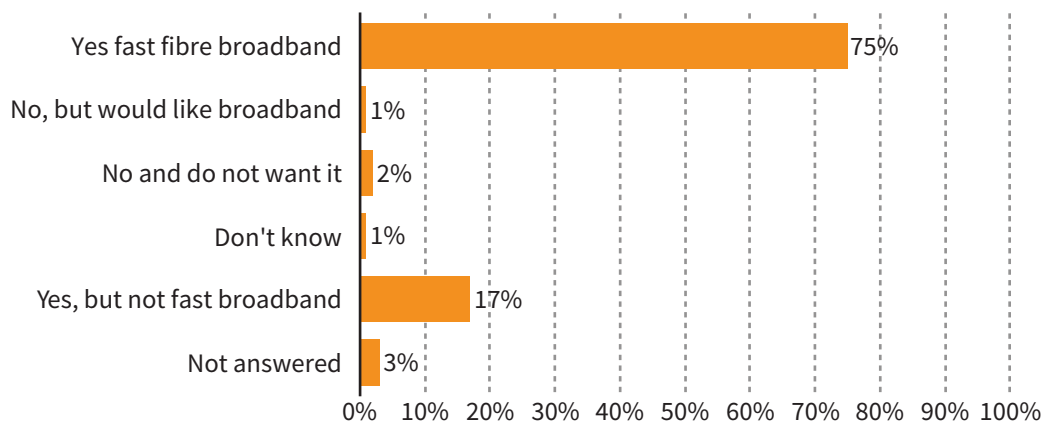


Internet currently at home

Slide 78

T10: Do you currently have broadband Internet in your home?

Base: All 16+ (303)

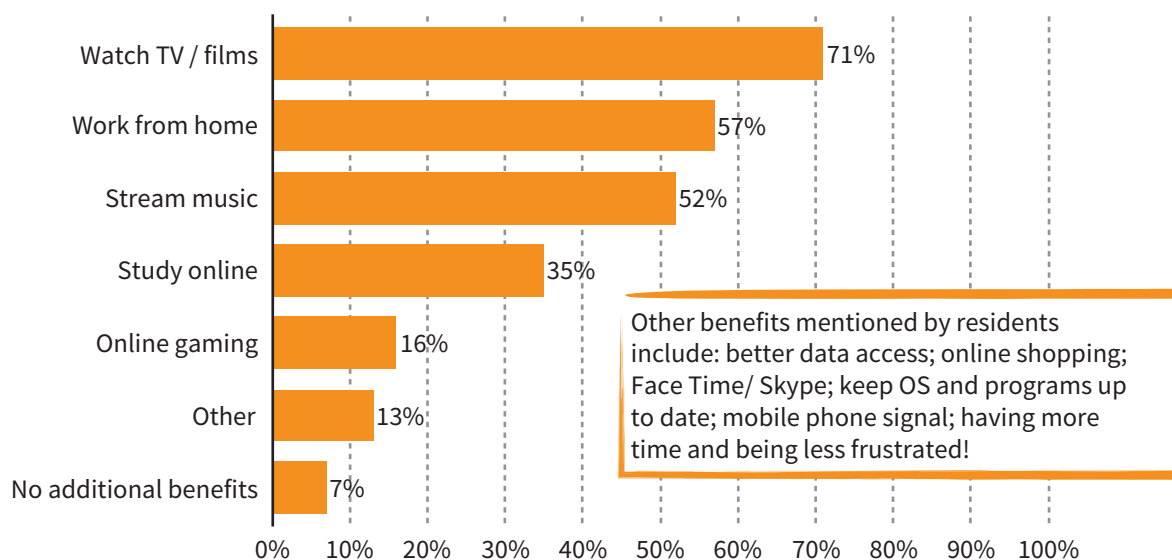


Benefits of improved broadband

Slide 79

T11: What does the improved broadband service enable you to do that you could not do before? *multi response*

Base: All 16+ with fast fibre broadband (228)

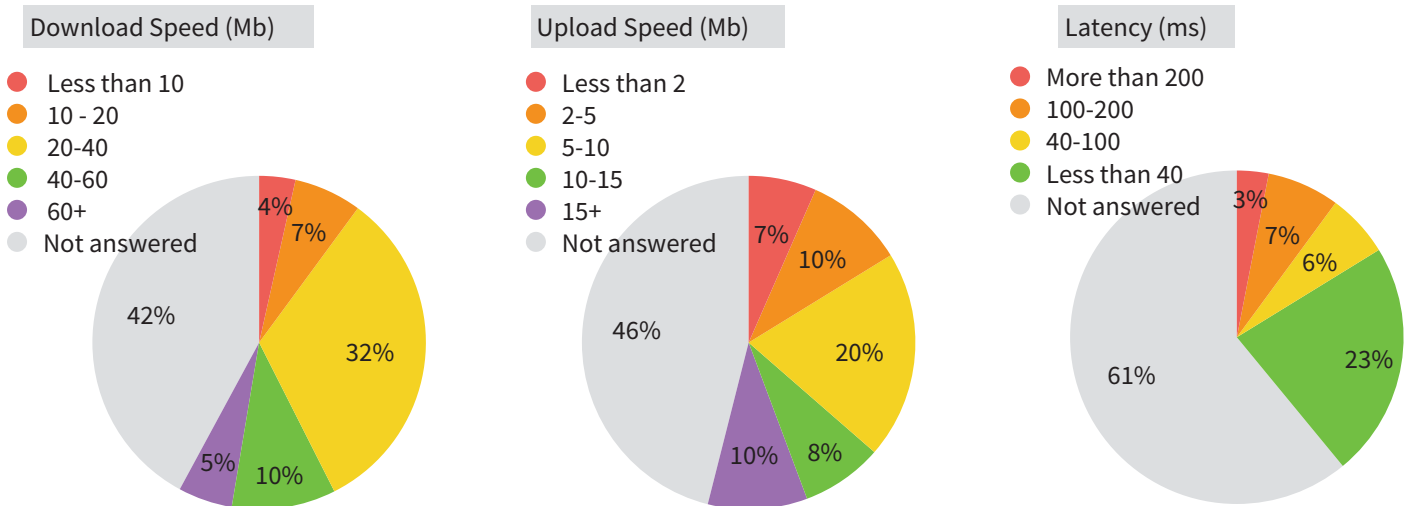


Broadband speed amongst those with fast broadband

Slide 80

T12: What speed broadband do you currently get?

Base: All with fast broadband fast at T10 (228)



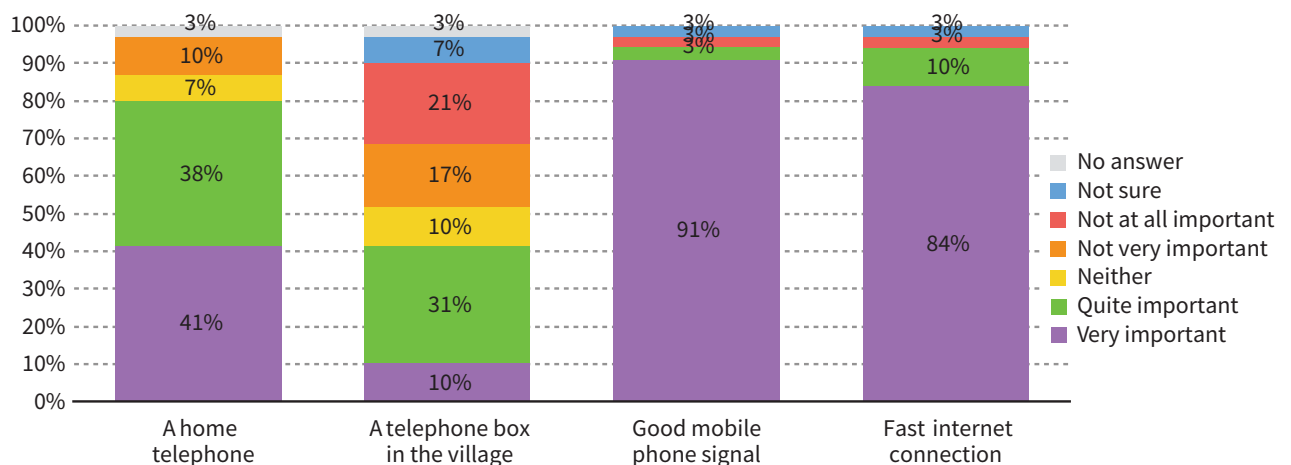
5b. Transport, Communication and Safety (Young Residents)

Importance of communication channels (youth)

Slide 84

T3: How important to you are each of these?

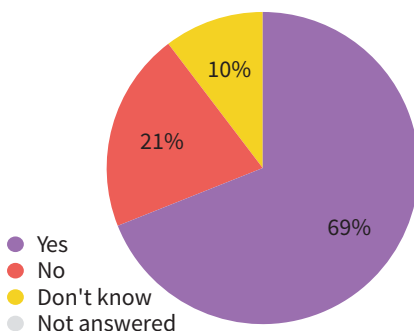
Base: All young people (29)



Broadband (youth)

Slide 85

T4: Do you currently have fast broadband Internet at your home?



Base: All young people (29)

T5: What does an improved broadband service enable you to do that you could not do before?

Watch TV / films	85%
Stream music	85%
Study online	55%
Online gaming	40%
Study at home	30%
Other:	
Allow people to use internet at same time	
Watch and stream 4k content	

Base: Young people with fast broadband (20)

T6: Is there anything else you would like to be able to do online that you can't because your internet or mobile connection in Preston is not good enough?

- Better service
- Talk to family and friends / FaceTime (This is especially important for young people at PHC)
- Use mobile phone
- Receive text messages
- Have a reliable broadband connection
- Use FaceTime and Skype without them dropping or being slow
- Use multiple devices without wifi slowing
- Watch Netflix

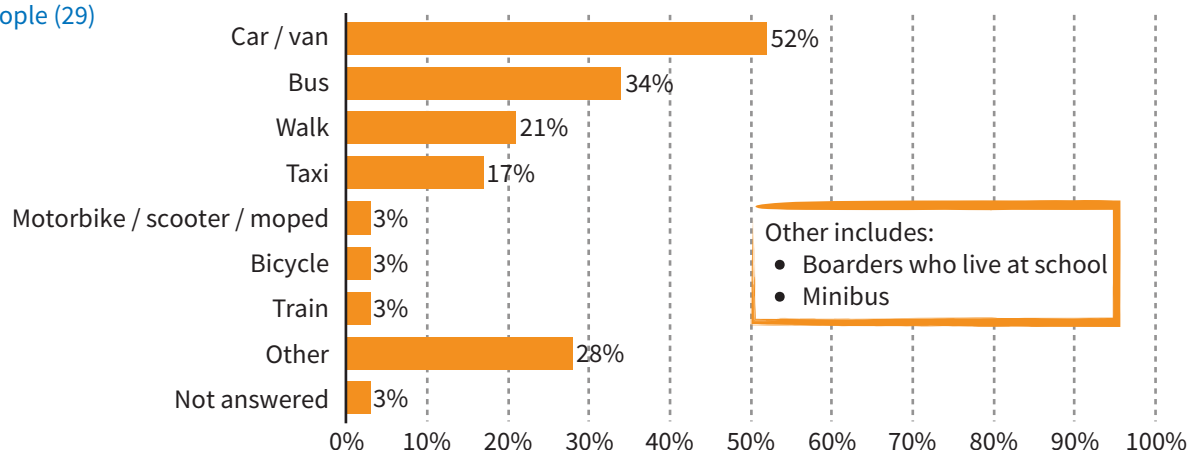
Base: Young people answering

Mode of transport to school/college (youth)

Slide 82

T1: How do you usually travel to and from school or college? *multi response*

Base: All young people (29)

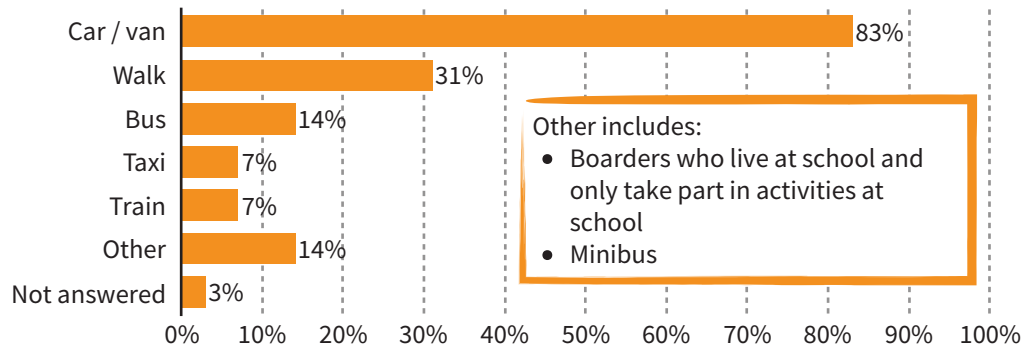


Mode of transport to activities & sports (youth)

Slide 83

T2: How do you get to and from the activities and sports that you take part in? *multi response*

Base: All young people (29)

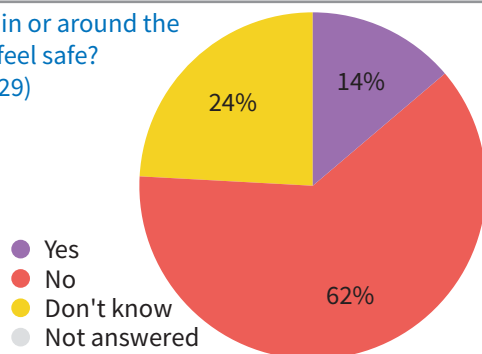


Safety (youth)

Slide 86

S1: Are there any places in or around the village where you don't feel safe?

Base: All young people (29)



S2: If you have answered yes to S1, can you say why, where they are and what you think could be done to make them safer?

Base: All young people feeling unsafe (4)

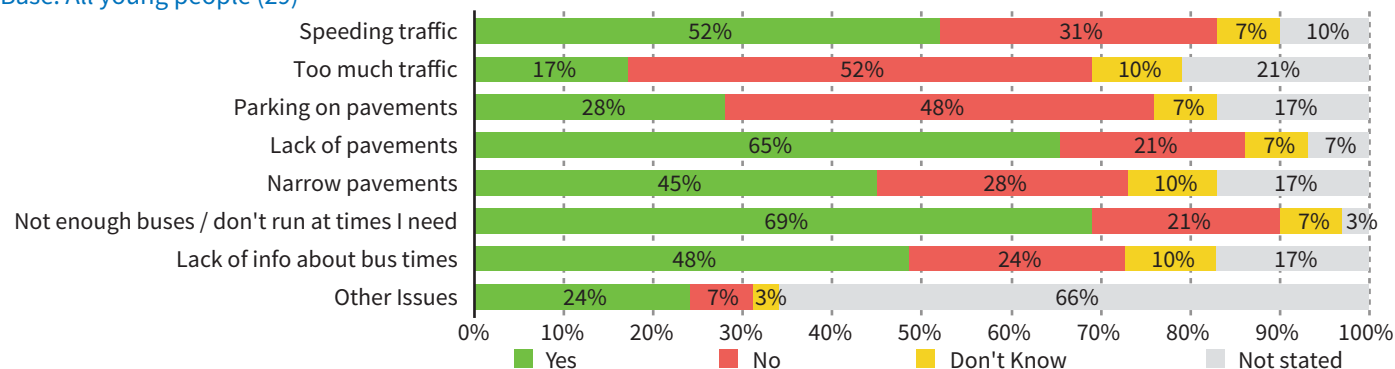
- Roads going to and from school
- Church Lane

Problem on roads in and around Preston (youth)

Slide 87

S3: Do any of the following make the roads in and around Preston dangerous or cause problems for you getting around the Parish?

Base: All young people (29)



6. About You



Age (adult)

Slide 90

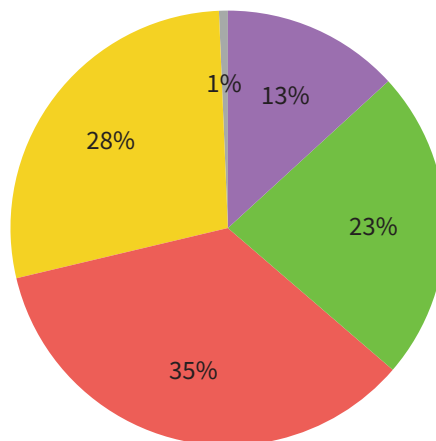
Y1: Which of these age groups are you in?

Base: All 16+ (303)

- 16-25
- 26-45
- 46-65
- 66+
- Not answered

In the 2011 Census:

16% adults aged 16-25
23% adults aged 26-45
44% adults aged 46-65
18% adults aged 66+



- Average age of adults in Preston is 52.
- Those living on own tend to be older - average age of 1 person household is 64, whereas average age of those with 4+ in household is 40.
- Those with children in household tend to be younger - average age 39.

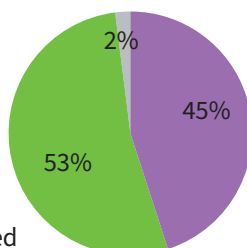
Gender (adult)

Slide 91

Y2: What is your gender?

Base: All 16+ (303)

- Male
- Female
- Not answered



In the 2011 Census:

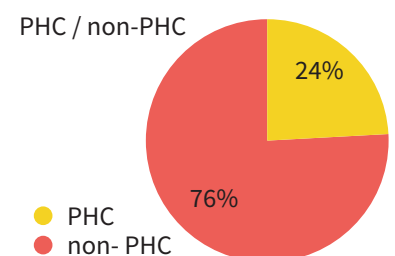
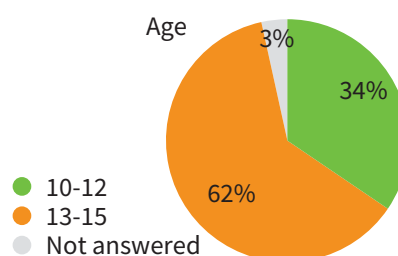
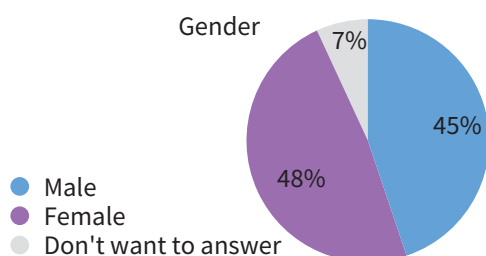
46% Male
54% Female

Profile of young people (youth)

Slide 95

Y1: What is your age? Y2: What is your Gender?

Base: All young people (29)



Working status (adult)

Slide 92

Y4: Are you currently? *multi choice*

Base: All 16+ (303)

- 45% do any full time work
- 16% do any part time work

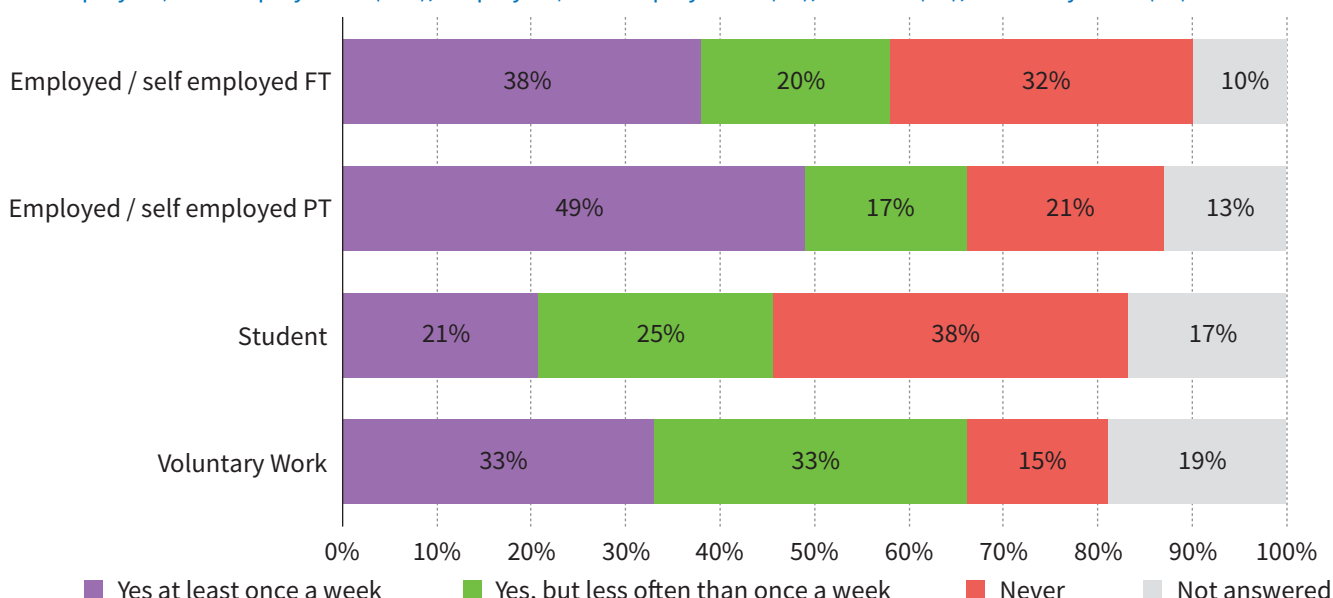
Full Time		Part Time	
1. Unemployed but not looking for work	5%	1. Unemployed but not looking for work	2%
2. Unemployed and looking for work	1%	2. Unemployed and looking for work	1%
3. Employed	33%	3. Employed	8%
4. Self employed	6%	4. Self employed	7%
5. Own and / or run a business	11%	5. Own and / or run a business	3%
6. Retired	26%	6. Retired	3%
7. Apprenticeship	<1%	7. Apprenticeship	0%
8. Student	7%	8. Student	1%
9. Voluntary Work	2%	9. Voluntary Work	7%
10. Other	1%	10. Other	1%
Not answered	16%	Not answered	77%

Frequency of working / studying in Preston (adult)

Slide 93

Y5: For each answer that you gave at Y4 please indicate whether you ever work or study in Preston

Base: 16+ Employed / self employed FT (135); Employed / self employed PT (47); Student (24); Voluntary work (27)



Where usually work / study (adult)

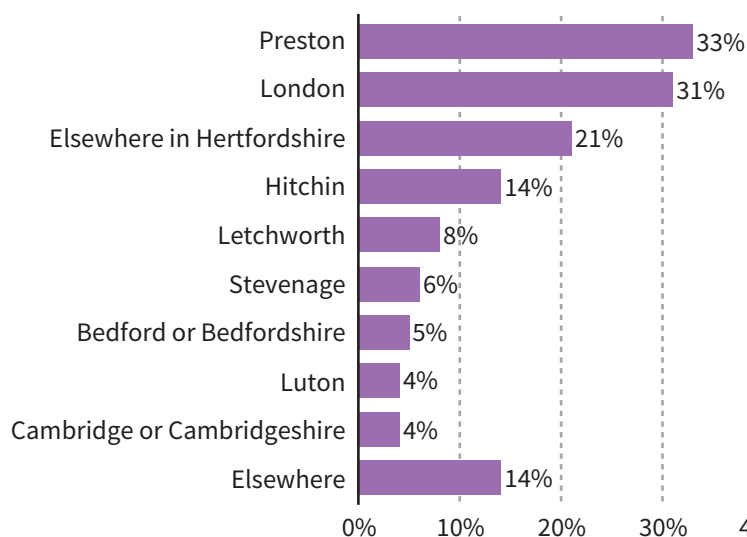
Slide 94

Y6: If you are currently employed, self-employed or a student, where do you usually work, train or study? *multi choice*

Base: All 16+ who are currently employed, self-employed or a student (183)

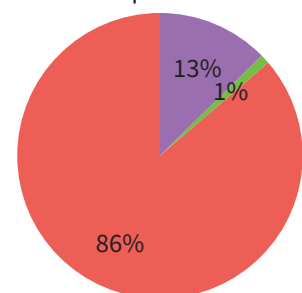
Y7: Do you own and/or run a business from your home address in Preston?

Base: All 16+ (303)



Whether own / run a business in Preston

- Yes from home
- Yes from other premises in Preston
- No



6. Household Questions

based on households not individuals (n=149)

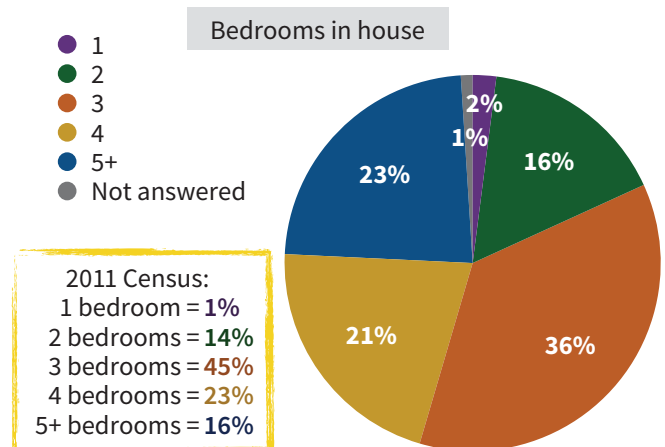
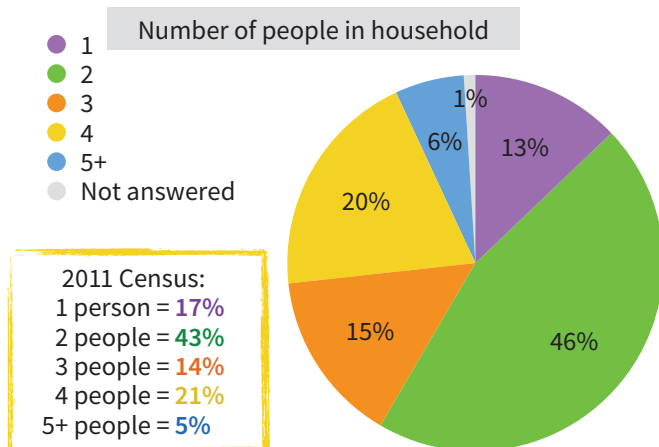


Number of people and bedrooms in household

Slide 97

X1: How many people live in your household? X6: How many bedrooms does your home have?

Base: HOUSEHOLDS (149)

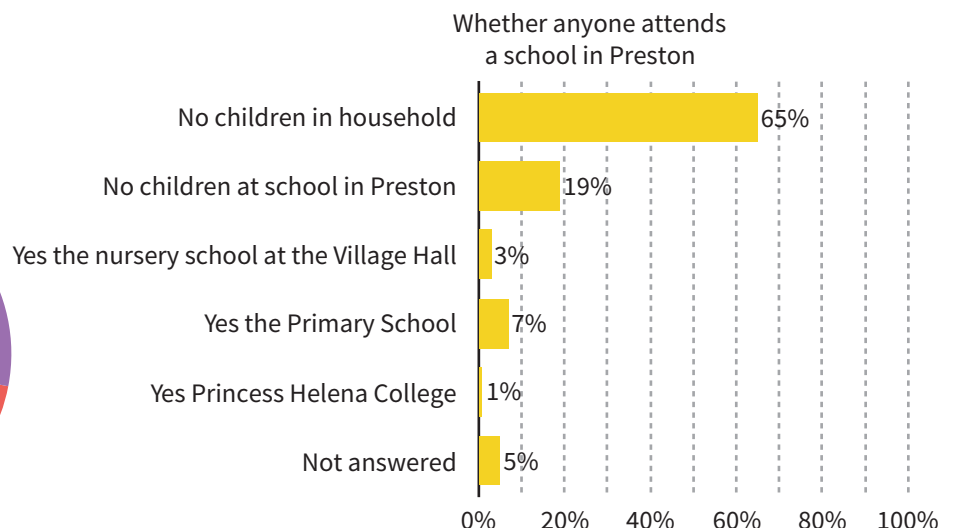
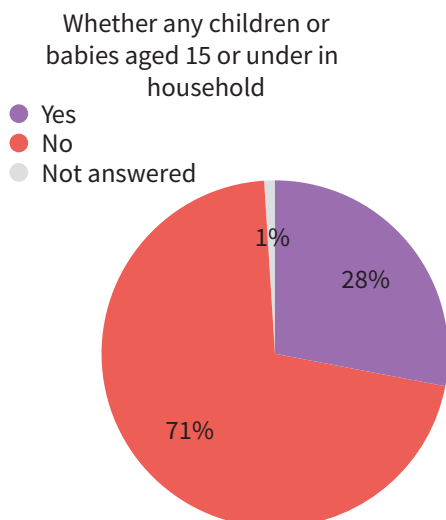


Children in household and use of local schools

Slide 98

X2: Are there any children or babies aged 15 or under living in your household?

X3: Does anyone in your household attend a school in Preston? multi response Base: HOUSEHOLDS (149)

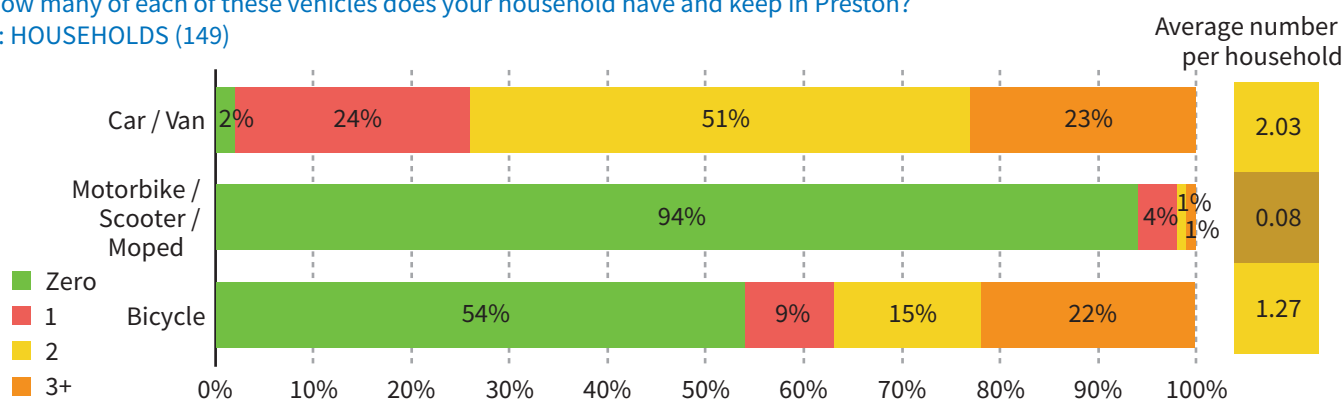


Vehicles in household

Slide 99

X4. How many of each of these vehicles does your household have and keep in Preston?

Base: HOUSEHOLDS (149)



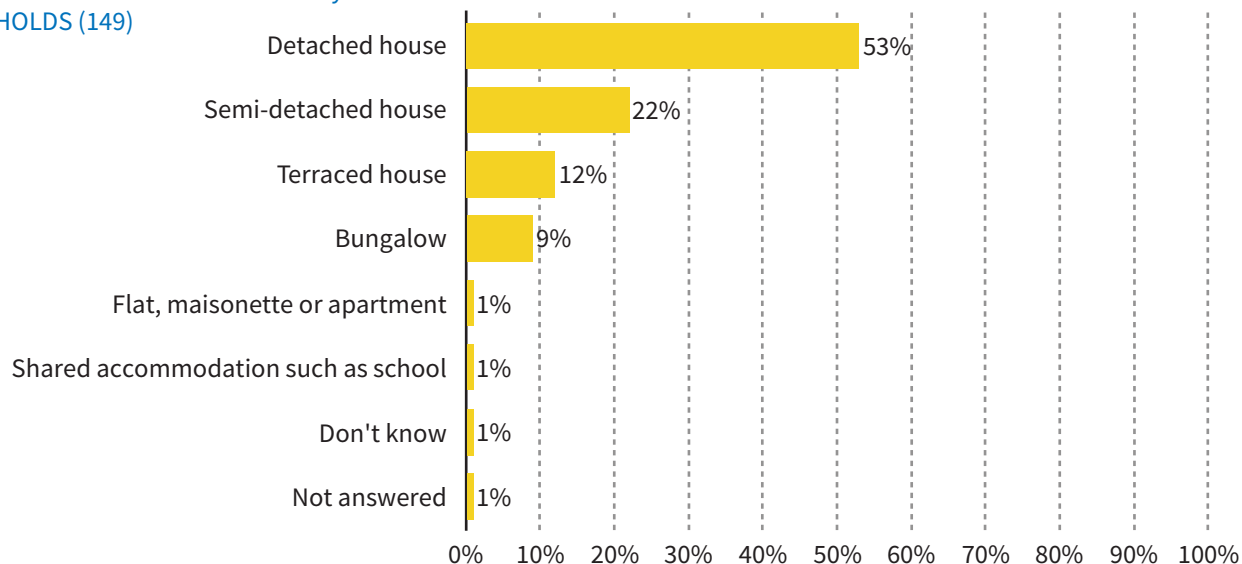
- 5 households have a commercial vehicle
- 1 household has a motorhome/camper van
- 5 households have at least one mobility scooter
- 4 households have at least one towed vehicle
- 5 households have 'other' vehicles

Type of houses currently in Preston

Slide 100

X5: Which of these best describes the home you live in?

Base: HOUSEHOLDS (149)

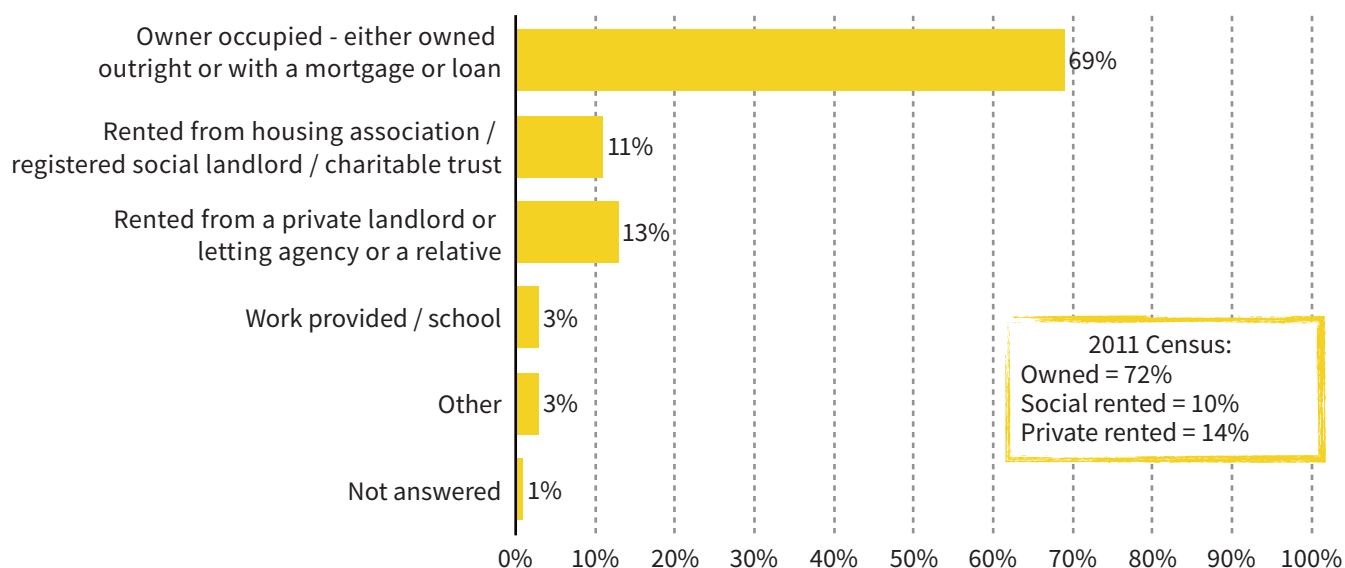


Tenure of households

Slide 101

X7: Does your household own or rent your home?

Base: HOUSEHOLDS (149)





Any Other Comments

Section 8. OPEN QUESTION
Base: All who left comments

Slide 103

50 people left a comment in section 8 and these have been passed to the Steering Group to review.
41 people left comments throughout the rest of the questionnaire.

Examples of these include:

- would not like to see more houses built
- giving explanation that 'not concerned' means don't see antisocial behaviour and crime as a problem (several people clarified this)
- impact of Luton airport and air pollution comments
- comments about increase in fly-tipping and where it is
- whether church play area is safe being out of sight
- a question to parish council about reassessing conservation area
- comments about housing and development
- people saying the list of activities has made them more aware of what is going on.

www.theinsightfountain.co.uk

